



Virtual Event 15-18 June 2020

2020 Asia-Pacific Statistics Week

Leaving no one and nowhere behind

Birth registration inequalities: a case study of Pakistan

Action Area 3. Integrated statistics for integrated analysis

Session SC2. Which way now on the journey towards integrated statistics (1)?

Learning from analyses in Pakistan, Indonesia, and perspectives from International Organisations

Presenter:

Ulysse Boiteau—Montéville
UNESCAP, Statistics Division

#apstatsweek2020



#apstatsweek2020



Civil Registration, a key to leave no one behind

- Civil registration: “the continuous, permanent, compulsory and universal recording of the occurrence and characteristics of vital events pertaining to the population” (births, deaths, marriages, etc...)
- Birth registration: enabler of rights, foundation of the legal identity.
- **‘Asian and Pacific Civil Registration and Vital Statistics (CRVS) Decade’ for 2015-2024**





Virtual Event 15-18 June 2020

2020 Asia-Pacific Statistics Week

Leaving no one and nowhere behind

An objective in itself, and a major source of SDG Data



Target 16.9

By 2030, provide legal identity for all, including birth registration



Indicator 17.19.2

Proportion of countries that [...] have achieved 100 per cent birth registration and 80 per cent death registration

Around **70 more indicators** are directly dependent on timely and universal recording of vital events.

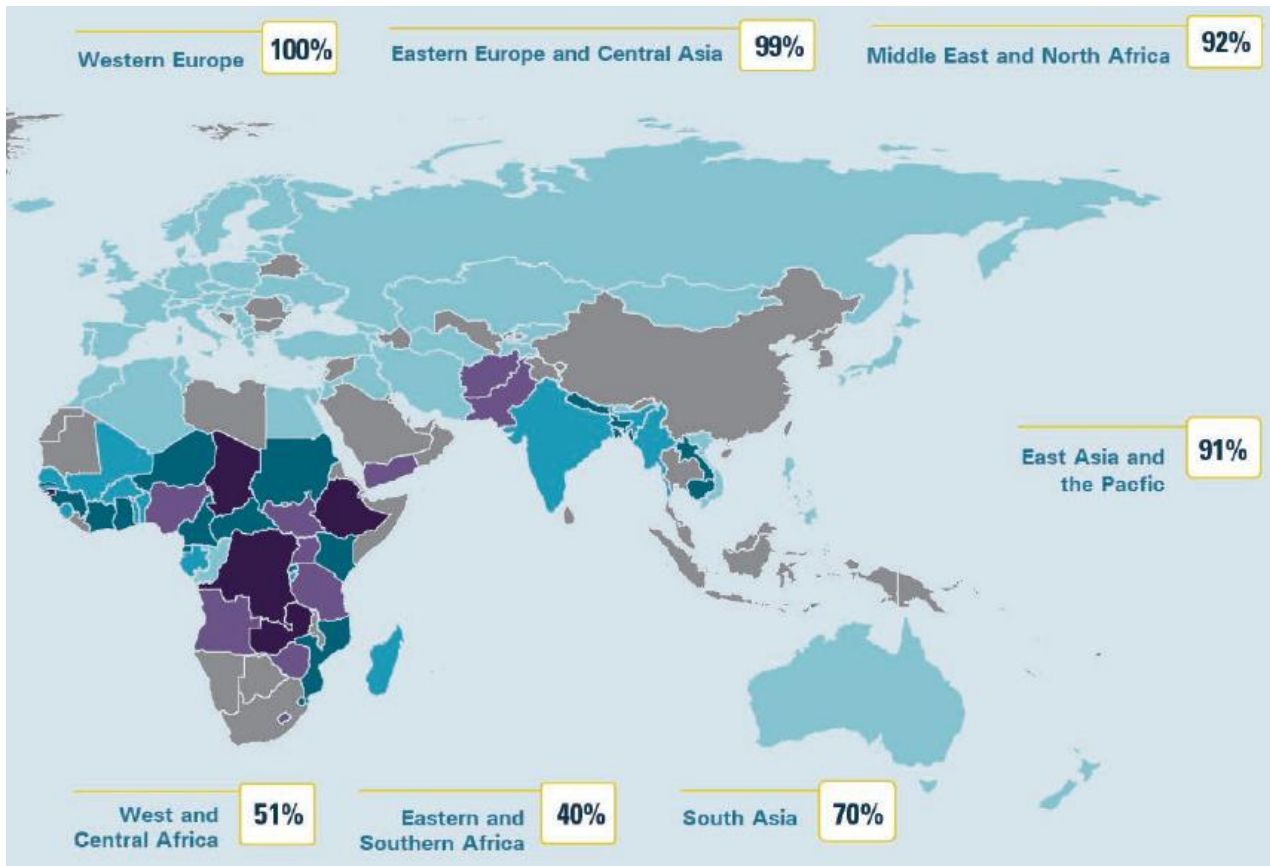


Virtual Event 15-18 June 2020

2020 Asia-Pacific Statistics Week

Leaving no one and nowhere behind

Gaps to universal registration



- Many countries still far from universal registration.
- Prevents access to rights for the population, and the production of reliable statistics.
- Social factors play a role in the exclusion from registration, further marginalizing certain groups.



#apstatsweek2020



Virtual Event 15-18 June 2020

2020 Asia-Pacific Statistics Week

Leaving no one and nowhere behind

Blind spots in birth registration

- Birth registration data often not centralized or linked to other administrative sources in countries without universal registration.
- This thwarts attempts to map the populations most affected by these lacks based on civil registration data alone.
- Need for data integration to assess the needs of Civil Registration and Vital Statistics systems



Censuses or surveys to analyze who is left behind

IF AGE 0-17 YEARS	IF AGE 18 OR OLDER
REGISTRATION WITH NADRA	REGISTRATION WITH NADRA
20	20A
Does (NAME) have his/her name entered onto a 'bay' form?	Does (NAME) have NIC card?
IF YES: Does (NAME) have a birth certificate?	
IF NO: Does (NAME) have a birth certificate?	
1 = NAME ON BAY FORM AND HAVE BIRTH CERTIFICATE	
2 = NAME ON BAY FORM AND HAVE NO BIRTH CERTIFICATE	
3 = ONLY BIRTH CERTIFICATE	
4= NEITHER OF ABOVE	
8= DON'T KNOW	

- Integrating a question on birth registration in censuses or surveys, for children or the whole population, can help identify the characteristics of those left behind.
- Assessing those lacks can give insights on how to adapt civil registration processes to make them more inclusive.



Virtual Event 15-18 June 2020

2020 Asia-Pacific Statistics Week

Leaving no one and nowhere behind

Available data

- Multiple Indicator Cluster Surveys (MICS) and Demographic and Health Surveys (DHS) started to systematically include questions relating to birth registration at the turn of the century.
- Data integration not possible at the personal level, but for territorial units.
- In Pakistan, two DHS waves in the past 10 years: 2012/13 and 2017/18.




Virtual Event 15-18 June 2020

2020 Asia-Pacific Statistics Week

Leaving no one and nowhere behind

Methodology

Pakistan



Demographic and
Health Survey

2017-18

- Comparison of the last two waves of DHS, to identify the factors of inequality in birth registration.
- Allows to see how the increase in completeness of birth registration goes for different groups.
- Classification tree and logistic regression.



#apstatsweek2020



Virtual Event 15-18 June 2020

2020 Asia-Pacific Statistics Week

Leaving no one and nowhere behind

Results: Birth registration in Pakistan


- In the five provinces studied, the overall birth registration rate for children under 5 has increased from 32.9% to 43.2% between the two surveys, and from 39.1% to 50.7% for children under 18.
- Fast increase in completeness, which highlights the efforts and progresses made recently in the country.
- Hides large disparities in access depending on social and geographic factors.



#apstatsweek2020



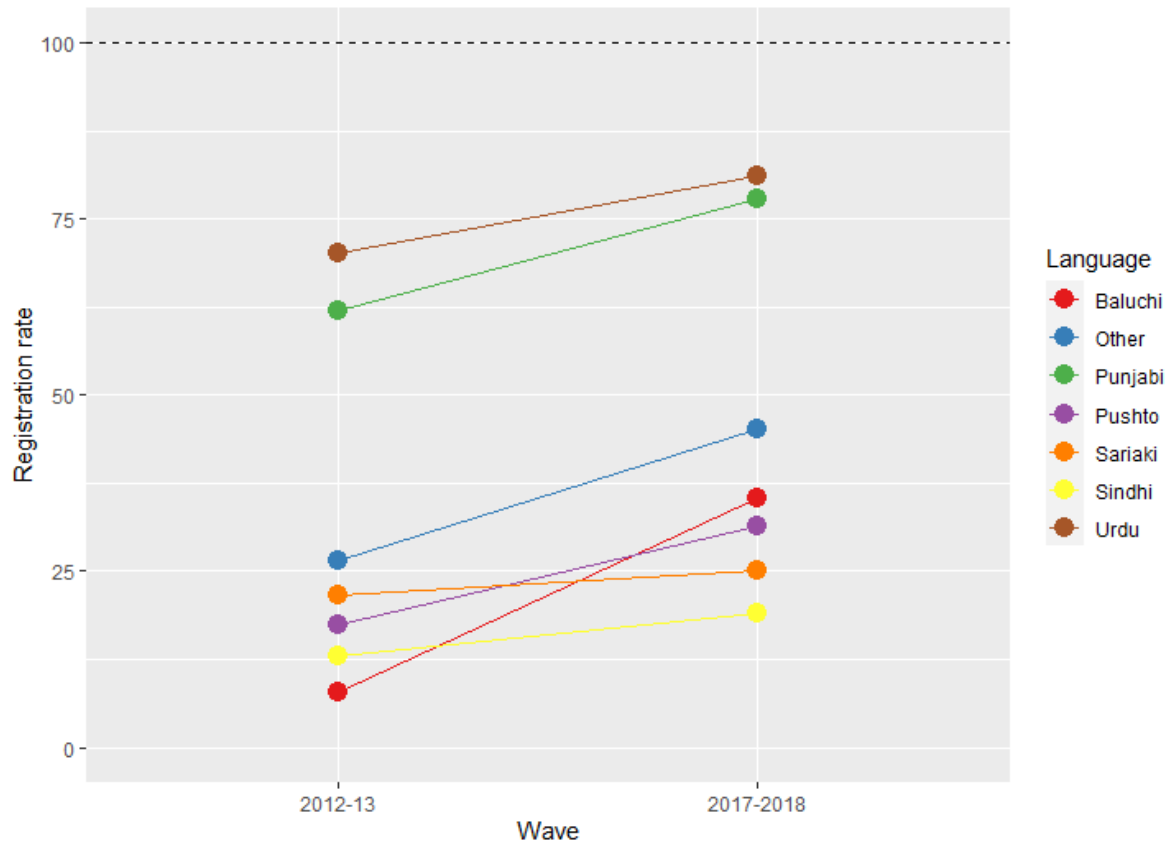
Results: two main factors of inequality



Different analysis bring forward native **language** and household **wealth** as the main discriminating factors in access to birth registration.



Results: Language



- Important differences depending on the native language.
- Ranges from around 20% for Sindhi speakers to around 80% for Urdu speakers in 2017/18.
- Urdu (the national language) and Punjabi (the most common native language) speakers experience far greater rates than any other speaking community.



Virtual Event 15-18 June 2020

2020 Asia-Pacific Statistics Week

Leaving no one and nowhere behind

Results: Language

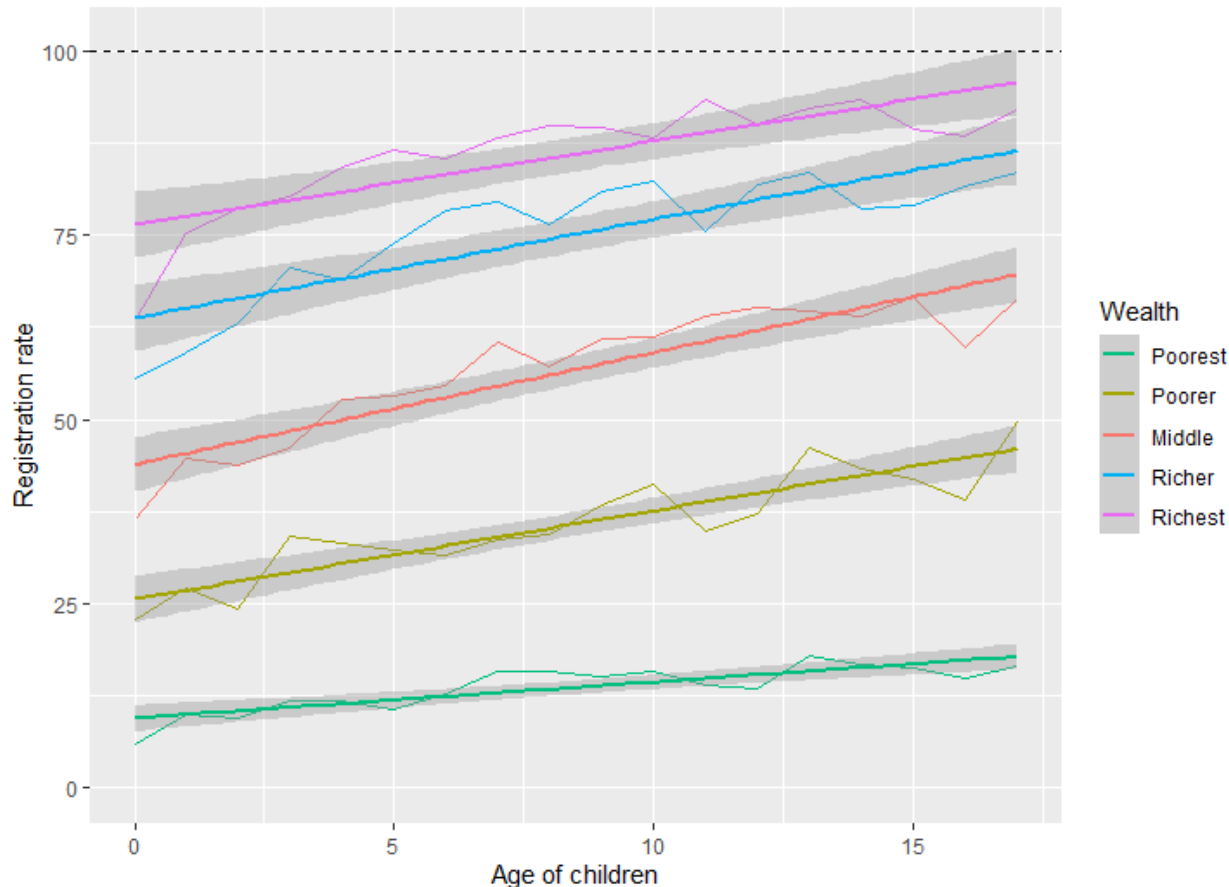
- Language not often discussed in the evaluation of factors of birth registration inequalities.
- Tends to indicate a potential source of obstacles for groups of the population.
- Reveals an area of progress to make in the Civil registration system, making processes accessible to families regardless of their native language.



#apstatsweek2020



Results: Age factor



- Late registration means older children have higher chances of being registered.
- However, very little differences in registration rates of newborns and teenagers for the most marginalized categories in the last survey wave.



Virtual Event 15-18 June 2020

2020 Asia-Pacific Statistics Week

Leaving no one and nowhere behind

Results: Age factor

- Reduction of inequality between the two waves for access to birth registration.
- It is mostly visible for newborns, and inequalities remain high for older children.
- Highlights the need for outreach programs to address the still widespread practice of late registration.



#apstatsweek2020



Virtual Event 15-18 June 2020

2020 Asia-Pacific Statistics Week

Leaving no one and nowhere behind

Lessons: Data integration

- Closing the gap to universal registration requires more than just knowing the percentage of completeness.
- Data integration can enrich the knowledge on birth registration, which can help policymakers address the most pressing needs.
- Coupled with local field knowledge, data analysis from other sources can provide civil registration systems with solutions in data collection processes.



Virtual Event 15-18 June 2020

2020 Asia-Pacific Statistics Week

Leaving no one and nowhere behind

Lessons: Limits

- General population surveys might not offer the level of detail necessary to evaluate the gaps remaining in marginalized population.
- Especially true as countries get closer to universal registration.
- Might require specific surveys focusing on marginalized populations, for example as part of more comprehensive inequality assessments.
- Censuses can also offer a more complete outlook of the needs for civil registration systems.



Virtual Event 15-18 June 2020

2020 Asia-Pacific Statistics Week

Leaving no one and nowhere behind

Quality dimension: Accuracy

- Civil registration data cannot be used to assess its own lacks → need to use other sources to inform actions.
- Surveys offer quality of data in two aspects, **representativity** and **individual characteristics**.
- Allows to explore the different dimensions of exclusion and to understand the mechanisms at play, to better address them.



#apstatsweek2020