



Virtual Event 15-18 June 2020

## 2020 Asia-Pacific Statistics Week

Leaving no one and nowhere behind

# DECENT WORK INDICATORS: A WAY FORWARD FOR POLICY MAKERS AND DATA USERS IN PAKISTAN

Action Area A. Innovations in meeting user demand for development data(SA2)

## **Engaging users and investing in statistics**

Presenter:

**Muhammmad Najeeb Ullah**  
**Pakistan Bureau of Statistics**

#apstatsweek2020

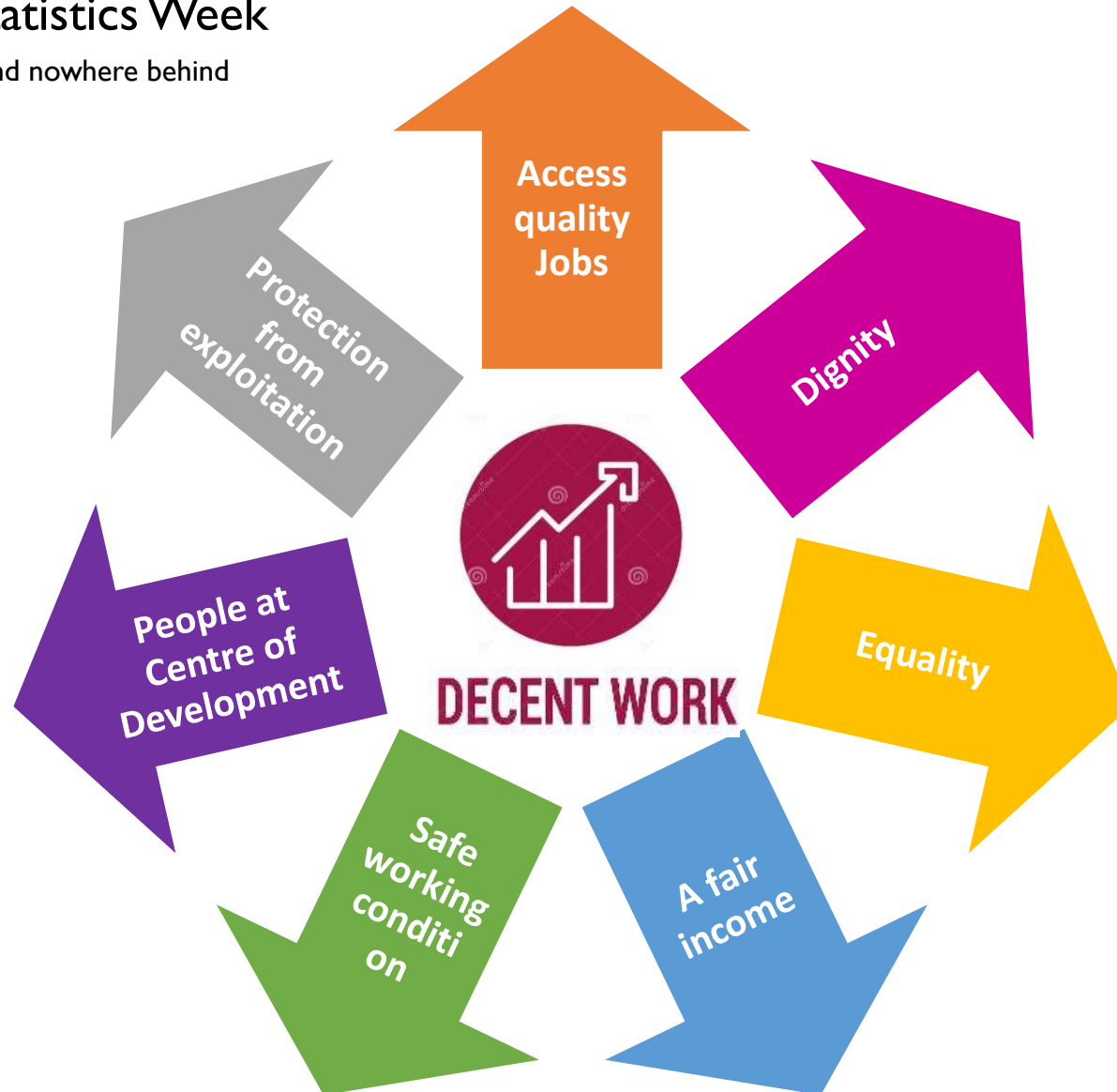


#apstatsweek2020



Virtual Event 15-18 June 2020  
**2020 Asia-Pacific  
Statistics Week**

Leaving no one and nowhere behind



#apstatsweek2020





Virtual Event 15-18 June 2020  
**2020 Asia-Pacific  
Statistics Week**

Leaving no one and nowhere behind

**Decent work sums up the aspirations of people for:**



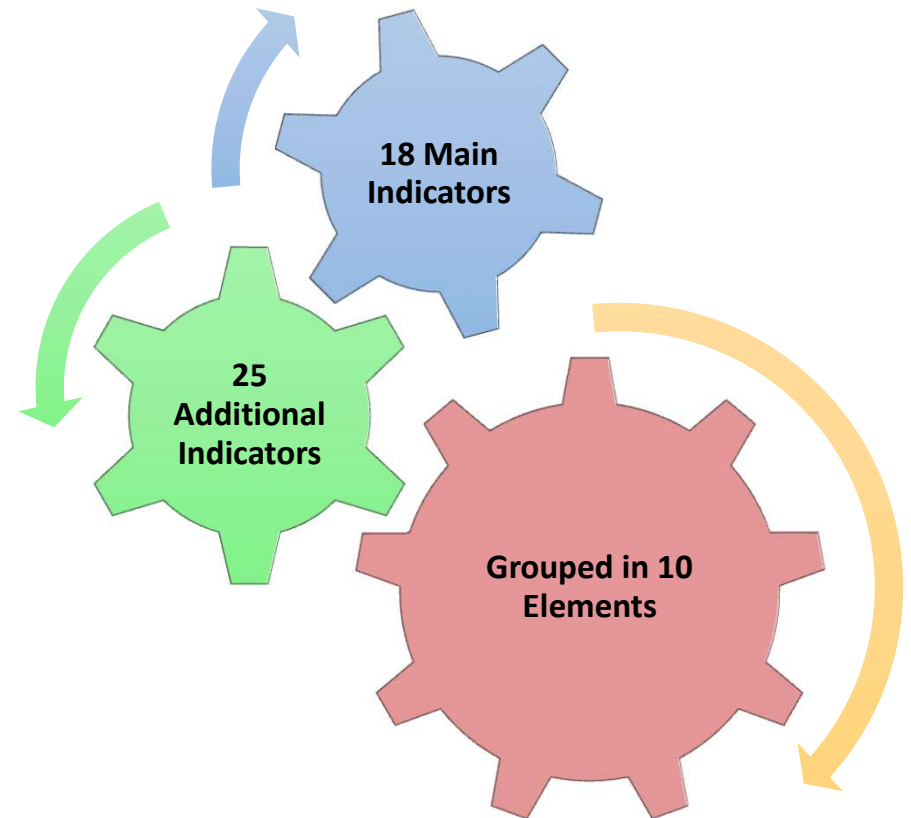
#apstatsweek2020



Virtual Event 15-18 June 2020  
**2020 Asia-Pacific  
Statistics Week**

Leaving no one and nowhere behind

## Elements and Statistical Indicators of Decent Work



#apstatsweek2020

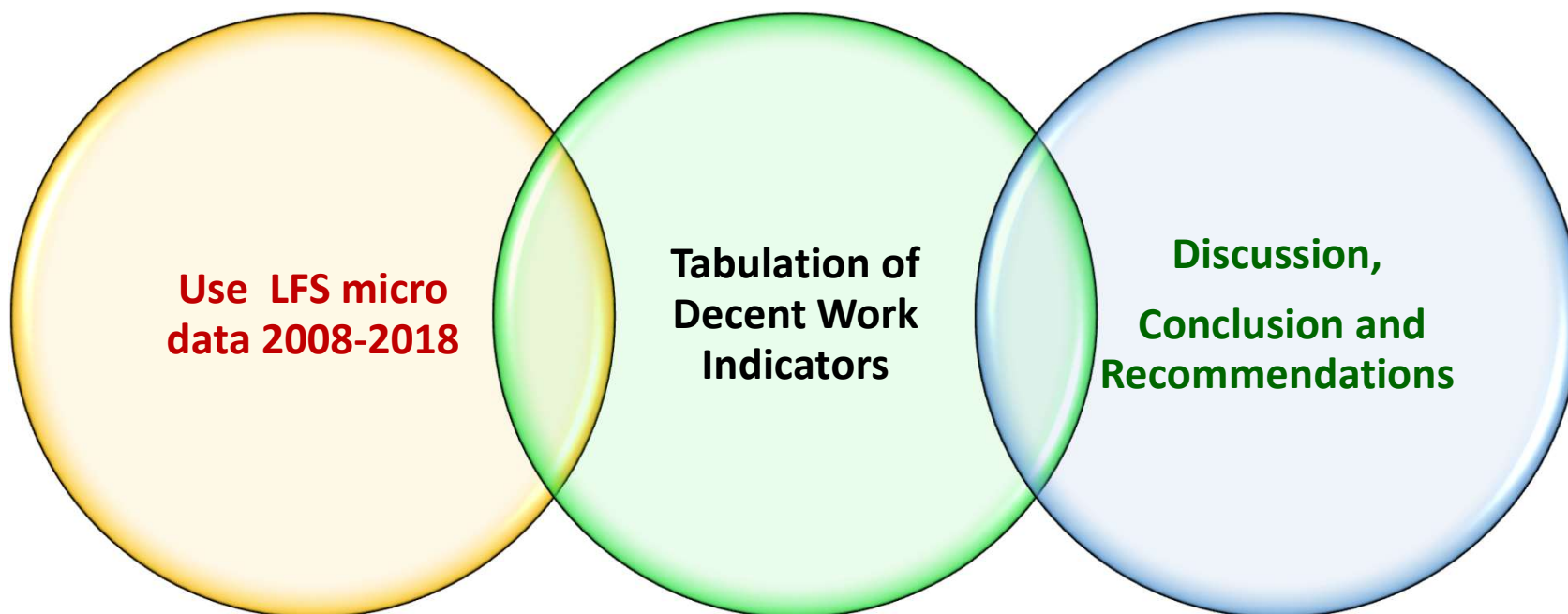


Virtual Event 15-18 June 2020

## 2020 Asia-Pacific Statistics Week

Leaving no one and nowhere behind

# METHODOLOGY



#apstatsweek2020



Virtual Event 15-18 June 2020  
**2020 Asia-Pacific  
 Statistics Week**

Leaving no one and nowhere behind

**Total Population 207.7 Million**



**Working Age Population 147.91 Million**

**Youth Population 39.9 Million**  
**27% of the Population**

**Labour Force 65.5 Million**



**Employed= 61.7 Million**  
**Unemployed 3.79 Million**

# Decent work Indicators

**Workers below poverty line 50.1 Million**



**24.3% of the Population**

**Unemployment rate 5.8%**

**Male 5.1%**

**Female 8.3%**



Source: Pakistan Labour Force Survey 2017-18

#apstatsweek2020

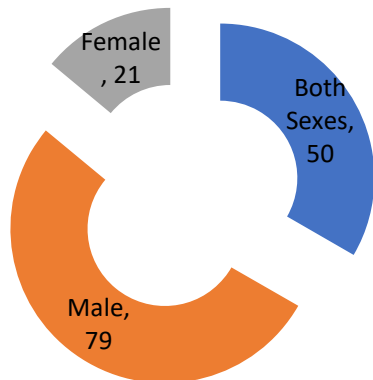




Virtual Event 15-18 June 2020  
**2020 Asia-Pacific Statistics Week**

Leaving no one and nowhere behind

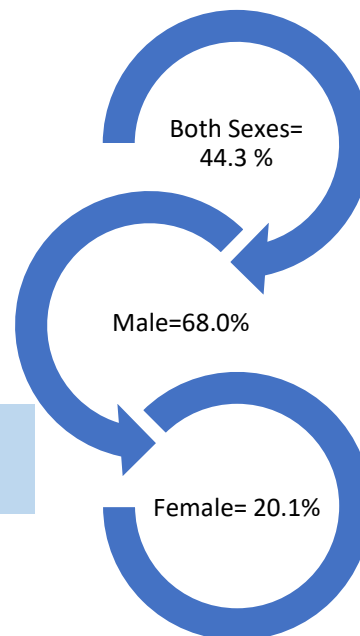
**Employment to Population Ratio**



# Decent work Indicators



**Labour Force Participation Rate**



**Both Sexes=38.6%**  
**Male =30.7%**  
**Female=48.0%**

**Master & High Degree holder**



**Average Monthly Wages**

**Both Sexes= Rs.18754**  
**Male=Rs.19943**  
**Female=Rs.11884**

Source: Pakistan Labour Force Survey 2017-18

#apstatsweek2020


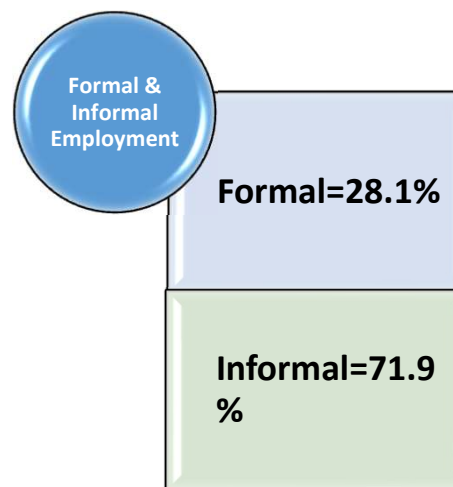





Virtual Event 15-18 June 2020  
**2020 Asia-Pacific  
Statistics Week**

Leaving no one and nowhere behind

# Decent work Indicators



Source: Pakistan Labour Force Survey 2017-18

#apstatsweek2020







Virtual Event 15-18 June 2020

## 2020 Asia-Pacific Statistics Week

Leaving no one and nowhere behind

# CONCLUSION

- Our results show that limited job opportunities with ample supply of labour raises unemployment rate particularly in youth and female.
  - Female Labour Force participation rate is very low in comparison to male counterpart.
  - The trend in gender wage gap is quite alarming in Pakistan. Similarly, minimum wage law exists but not obeyed and workers are paid less specifically to women workers in informal sector.
  - Youth play a bloodline role in economic prosperity of country, 31% of youth is neither in education nor in Job.
  - Forty percent of the workers works beyond the normal working hours. Excessive working hours usually resulted in low hourly income, physical & mental health and also decline productivity.
- In net shell data of decent work indicators is available for data users and Policy Makers. The use of these indicators in policy making is the dire need of the time.



#apstatsweek2020



Virtual Event 15-18 June 2020

# 2020 Asia-Pacific Statistics Week

Leaving no one and nowhere behind

# THANK YOU



#apstatsweek2020