



Virtual Event 15-18 June 2020

2020 Asia-Pacific Statistics Week

Leaving no one and nowhere behind

Inspirational Approach towards the use of official statistics for Sustainable Development

Action Area A. Engaging users and investing in statistics (SA1)

How can we empower a statistical system to be responsive to the users' needs?

Presenter:

B.G.Gayani.K Bambaranda

Statistician

Department of Census and Statistics

#apstatsweek2020



#apstatsweek2020



Empowerment of statistical system to be catered to the users' needs

- All SDGs are connected to each other
- All Stakeholders have roles to play for the achievement of SDGs





Understanding the world through data

- When decision making, statistics is essential
- However the ability to understand and interpret the official statistics is required
- People must have specific statistical knowledge





Virtual Event 15-18 June 2020

2020 Asia-Pacific Statistics Week

Leaving no one and nowhere behind

Engaging users and investing in statistics

- Development Policy of Sri Lanka:

People Oriented Development



#apstatsweek2020



Virtual Event 15-18 June 2020

2020 Asia-Pacific Statistics Week

Leaving no one and nowhere behind

Engaging users and investing in statistics



Education

Education considered as
human resource investment
tool for the human
development





#apstatsweek2020



Engaging users and investing in statistics


- Educating children looks like planting seeds






Engaging users and investing in statistics

Children are the future generation



Students
with
Formal Education




Doctors,
Engineers,
Lawyers,
Teachers,
etc...





Inspirational Approach Towards Statistical Literacy Improvement

- **Storytelling**





Virtual Event 15-18 June 2020
2020 Asia-Pacific
Statistics Week

Leaving no one and nowhere behind

Inspirational Approach Towards Statistical Literacy Improvement

- Teachers will motivate students to understand statistical concepts and methods easily



#apstatsweek2020



Virtual Event 15-18 June 2020
2020 Asia-Pacific
Statistics Week

Leaving no one and nowhere behind

Main components of the proposed teachers' module

- Data Awareness
- Statistical Concept
- Interpret and Evaluate Statistical Information
- Communication through Statistical Information



#apstatsweek2020



Virtual Event 15-18 June 2020

2020 Asia-Pacific Statistics Week

Leaving no one and nowhere behind

Structure of the proposed students' modules

Chapter	Modules					
	Grade 6	Grade 7	Grade 8	Grade 9	Grade 10	Grade 11
1	Introduction of data	Identify data sources	Sectors in Economy	Current official statistics Basics	Current official statistics Intermediate	Current official statistics Complex
2	Identify data needs of family	Collection of Primary and Secondary data	Data needs of the country	Introduction of the National Statistical System	Role of the National Statistical System and Users	Indicators and Calculations
3	Simple graphical ways of interpreting data	Mode of Data Collection	Biased Data	Basic forms of statistical representations	Proper interpretation of data	Spatial Data representation



Virtual Event 15-18 June 2020

2020 Asia-Pacific Statistics Week

Leaving no one and nowhere behind

Conclusion

- Improved statistical literacy will lead to engaging more user for official statistics and finally increase the reliability of official statistics.



#apstatsweek2020



Virtual Event 15-18 June 2020

2020 Asia-Pacific Statistics Week

Leaving no one and nowhere behind

Acknowledgement



#apstatsweek2020



Virtual Event 15-18 June 2020

2020 Asia-Pacific Statistics Week

Leaving no one and nowhere behind

Thank You



#apstatsweek2020