



Virtual Event 15-18 June 2020
2020 Asia-Pacific
Statistics Week

Leaving no one and nowhere behind

Hello
 Salām 您好
 Sawasdee
 nǐ-hǎo မင်္ဂလာပွ
 ming-gah-lah-bahr
 mbula tālofa-lava سلام
 namaste
 عليك
 Kuzu-zangpo-la Merhaba
 عليك नमस्ते
 ལུ་གཟུགས་བཟང་པོ་ལགས།
 Selamat ආයුබෝවන්
 Kumusta
 Gamardschoba!
 सँसदी
 سلام
 आयु-बो-वान

#apstatsweek2020



#apstatsweek2020



Virtual Event 15-18 June 2020

2020 Asia-Pacific Statistics Week

Leaving no one and nowhere behind



#apstatsweek2020



Virtual Event 15-18 June 2020
**2020 Asia-Pacific
Statistics Week**

Leaving no one and nowhere behind



#apstatsweek2020



Virtual Event 15-18 June 2020

2020 Asia-Pacific Statistics Week

Leaving no one and nowhere behind



East and North-East Asia North and Central Asia Pacific South and South-West Asia South-East Asia

#apstatsweek2020





Virtual Event 15-18 June 2020

2020 Asia-Pacific Statistics Week

Leaving no one and nowhere behind



Samoa

SBS


Indonesia



Afghanistan




Fiji



Action Area A
Engaging Users and Investing in
Statistics (9)

Myanmar



CENTRAL STATISTICAL ORGANIZATION

Pakistan



Nepal



Philippines



Sri Lanka




#apstatsweek2020




Virtual Event 15-18 June 2020

2020 Asia-Pacific Statistics Week


Leaving no one and nowhere behind



Iran




Malaysia



Nepal



Afghanistan



Pakistan



Bhutan



Turkey



Viet Nam



World Bank



Pacific Community
Communauté du Pacifique

SPC



FAO



IAOS

Action Area B
Assuring quality and
instilling trust in statistics
(8+4)



#apstatsweek2020



Virtual Event 15-18 June 2020

2020 Asia-Pacific Statistics Week

Leaving no one and nowhere behind

Action Area C Integrated Statistics for Integrated Analysis (7)

Country	Most recent year	GDP per capita
Indonesia	2018	3,893.6
Iran	2017	5,627.7
Malaysia	2018	11,373.2
Nepal	2018	1,033.9
Sri Lanka	2018	4,102.5
Philippines	2018	3,102.7
Bhutan	2018	3,243.2

<https://data.worldbank.org/indicator/NY.GDP.PCAP.CD>



#apstatsweek2020



Virtual Event 15-18 June 2020
2020 Asia-Pacific Statistics Week

Leaving no one and nowhere behind

Action Area D
 Modernizing statistical business processes (8+2)

Nepal
<https://cbs.gov.np/>

Title	Date
SP2020 Apple Standby: Ready to Color the National History	02/14/2020
Declaration of SP2020 in Serang Regency	01/31/2020
President Invites All Residents to Succeed SP2020	01/31/2020

Survei Sosial Demografi Dampak Covid-19 dan Tinjauan Big Data terhadap Dampak Covid-19 - Saat ini Publikasi Statistik Indonesia 2020 Untuk Mendukung Peren

Indonesia
<https://www.bps.go.id/>



#apstatsweek2020



Virtual Event 15-18 June 2020
**2020 Asia-Pacific
 Statistics Week**

Leaving no one and nowhere behind

Georgia
<https://www.geostat.ge/>

Kyrgyzstan
<http://www.stat.kg/>

Indicator	Value	Change (%)
Population (for 01.03.2020)	6.5	-
Agriculture	100.2 %	-
Manufacturing (Index of physical volume)	97.2 %	-
Export (January-March 2020 to January-March 2019 in %)	99.2 %	-
Gross domestic product (January-April 2020 to January-April 2019 in %)	96.2 %	-
Fixed asset formation (January-April 2020 to January-April 2019 in %)	89.5 %	-
Inflation (to December 2019)	5.0 %	-
Import (January-March 2020 to January-March 2019 in %)	78.2 %	-

#apstatsweek2020





Virtual Event 15-18 June 2020

2020 Asia-Pacific Statistics Week

Leaving no one and nowhere behind

Hong Kong, China

<https://www.censtatd.gov.hk/>

Home | Census and Statistics Department

censtatd.gov.hk/home/index.jsp

Census and Statistics Department
The Government of the Hong Kong Special Administrative Region

GOVHK 香港政府一站通 TEXT ONLY 繁體版 簡體版

Home | What's New | About Us | Hong Kong Statistics | Press Releases | Press Conferences and Media Briefings | Survey Respondents' Corner | Corner on Trade Matters | Statistical Literacy and Students' Corner | Links | Service Desk | Major Projects in the Past

Browse by Subject

Subject	Period	Figure
Population		
Population (000)	End-2019 #	7 500.7
Labour		
Unemployment Rate (seasonally adjusted) (%)	2/2020-4/2020 #	5.2
External Trade		
Total exports (yoy%)	4/2020	-3.7
National Income and Balance of Payments		
GDP (yoy% in real terms)	Q1/2020 _r	-8.9
Prices		
Composite Consumer Price Index (yoy%)	4/2020	+1.9

Enquiry Hotlines

- 2582 4807 (General enquiries)
- 2582 4798 (Checking of identity of enumerators)
- 2887 5526 (General Household Survey)
- 2887 9531 (Thematic Household Survey)
- 3188 2107 (2019/20 Household Expenditure Survey)

Highlights

- [9 Jun 2020] Quarterly business receipts indices for service industries for first quarter of 2020
- [4 Jun 2020] Statistics on vessels, port cargo and containers for 1st Quarter 2020
- [1 Jun 2020] Provisional statistics of retail sales for April 2020
- [25 May 2020] External merchandise trade statistics for April 2020

Search for statistical products
Enter search key

Filters: Statistical Reports, Statistical Tables

Search for Tables, Publications and Other Products
Enter keywords to search for statistical products

Statistical Center of Iran > Home

amar.org/english

Statistical Center of Iran

Home | Statistics by Topic | Databases & Systems | Metadata

Latest Releases

- Iran Statistical Yearbook 2017-2018 (1396) (01 Jun 2020)
- Agriculture of Iran at a glance (Infographic) (31 May 2020)
- A Selection of Labour Force Survey Results: Winter 1398 (16 May 2020) (Archive)

News | International Cooperation

- National Consumer Price Index by Expenditure Deciles: in the Month of Ordibehesht of the year 1399 (08 Jun 2020)
- CPI by Provinces in the Month of Ordibehesht of the Year 1399[1] (07 Jun 2020)
- Consumer Price Index in the Month of Ordibehesht of the Year 1399 (31 May 2020)
- CPI by Provinces in the Month of Farvardin of the Year 1399 (09 May 2020) (Archive)

Iran at a Glance

- 2.5 Agriculture group
- 1.2 Manufacturing group
- 2.3 Services group
- 0.3 Gross domestic product excluding oil (at market price)
- 0.4 Gross domestic product (at market price)

Population and Housing Census | Main Indicators | Iran at a Glance | Statistical Yearbook

Home | Login | Site Map | Email Service

- About the SCI
- Population Census
- Iran at a Glance
- Statistical Yearbook
- Population Estimation
- International Cooperation
- SESRIC
- Definitions & Concepts
- MDG
- ICPD
- Links
- UNFPA
- UNSD
- SIAP
- SRTC

Last Modified On: Monday 08 June 10:43

Iran

<https://www.amar.org.ir/>



#apstatsweek2020



Virtual Event 15-18 June 2020

2020 Asia-Pacific Statistics Week

Leaving no one and nowhere behind

Malaysia

<https://www.dosm.gov.my/v1/index.php>

Department of Statistics Malaysia

[dosm.gov.my/v1/index.php](https://www.dosm.gov.my/v1/index.php)

DEPARTMENT OF STATISTICS MALAYSIA, OFFICIAL PORTAL
The Source of Malaysia's Official Statistics

Enter search keyword

Home About Us Statistics Publications Methods & Classifications FAQs Data Request Contact Us

Wednesday, 10 June 2020 | 18 Syawal 1441 H

LATEST RELEASES

- 29 May 2020: Malaysia Economic Statistics Review, Vol. 1/2020
- 29 May 2020: Producer Price Index Malaysia April 2020

COMING SOON

- 11 June 2020: Statistics on Malaysia Direct Investment Abroad
- 11 June 2020: Index of Industrial Production Malaysia*

Highlight Online Services Procurement

FINDINGS
SPECIAL SURVEY EFFECT OF COVID-19 TO THE ECONOMY AND COMPANY/BUSINESS FIRMS (ROUND 1)
#StayAtHome #PrayForMalaysiaAndAll
"Let's help our country to deal with COVID-19"

ANNOUNCEMENT LATEST EVENTS

National Bureau of Statistics of China

Home Data Communiqués Legal Framework Classifications & Methods Press Release International Cooperation Understanding Statistics

The Performance of National Economy Continued to Improve with Major Indicators Manifesting Positive Changes in April

In April, under the strong leadership of CPC Central Committee with Comrade Xi Jinping at its core, the whole nation coordinated efforts to advance both the epidemic prevention and control and the economic and social development. The positive momentum of domestic epidemic prevention and control was further consolidated and the resumption of work...

Statistical data

SDDS NSDP

Statistical Database

- Monthly Data
- Quarterly Data
- Annual Data
- Census Data
- Other Data

Press Release

- Market Prices of Important Means of Production in Circulation, May 21-31, 2020
- Purchasing Managers Index for May 2020
- Industrial Profits decreased 27.4 percent in the First Four Months of 2020
- Market Prices of Important Means of Production in Circulation, May 11-20, 2020

Manufacturing PMI (Seasonally Adjusted)

Month	PMI (%)
2019 May	49.4
Jun	49.4
Jul	49.7
Aug	49.0
Sep	49.3
Oct	49.3
Nov	50.2
Dec	50.2
2020 Jan	50.0
Feb	35.7
Mar	52.0
Apr	50.8
May	50.6

China

<http://www.stats.gov.cn/>

KEY INDICATORS STATISTICS BY THEMES

Exports and Imports

RM Billion

Month	Exports	Imports
Apr-19	85.0	75.0
May-19	85.0	75.0
Jun-19	85.0	75.0
Jul-19	85.0	75.0
Aug-19	85.0	75.0
Sep-19	85.0	75.0
Oct-19	85.0	75.0
Nov-19	85.0	75.0
Dec-19	85.0	75.0
Jan-20	85.0	75.0
Feb-20	85.0	75.0
Mar-20	85.0	75.0
Apr-20	85.0	75.0

Producer Price Index [2010=100]

Consumer Price Index [2010=100]

#apstatsweek2020



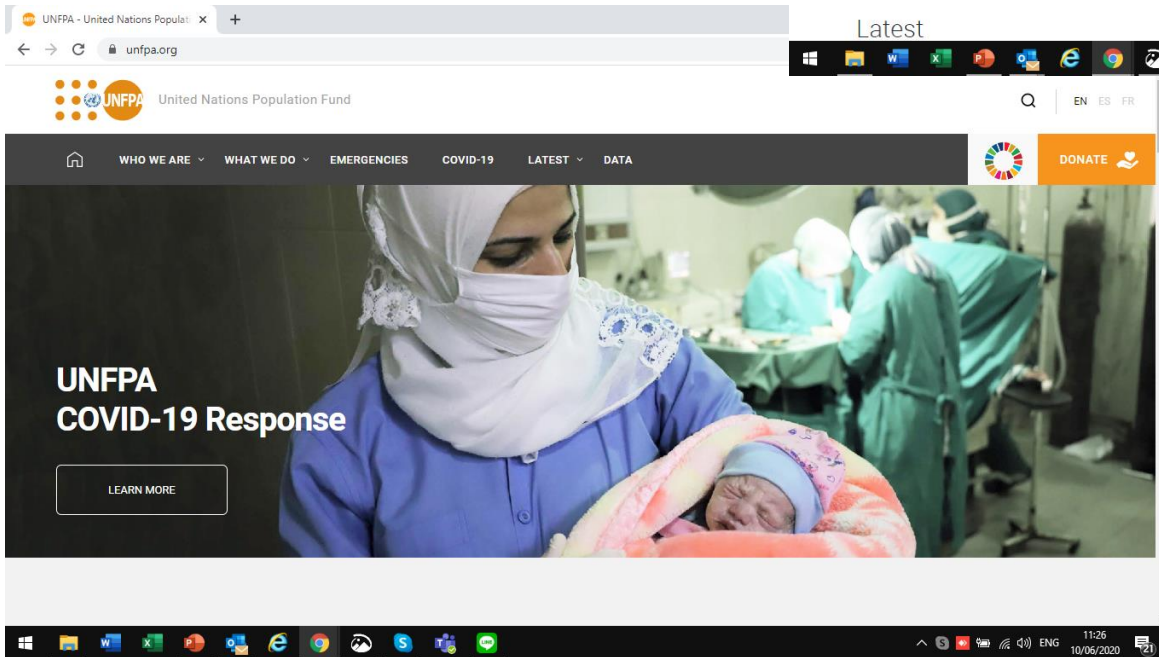
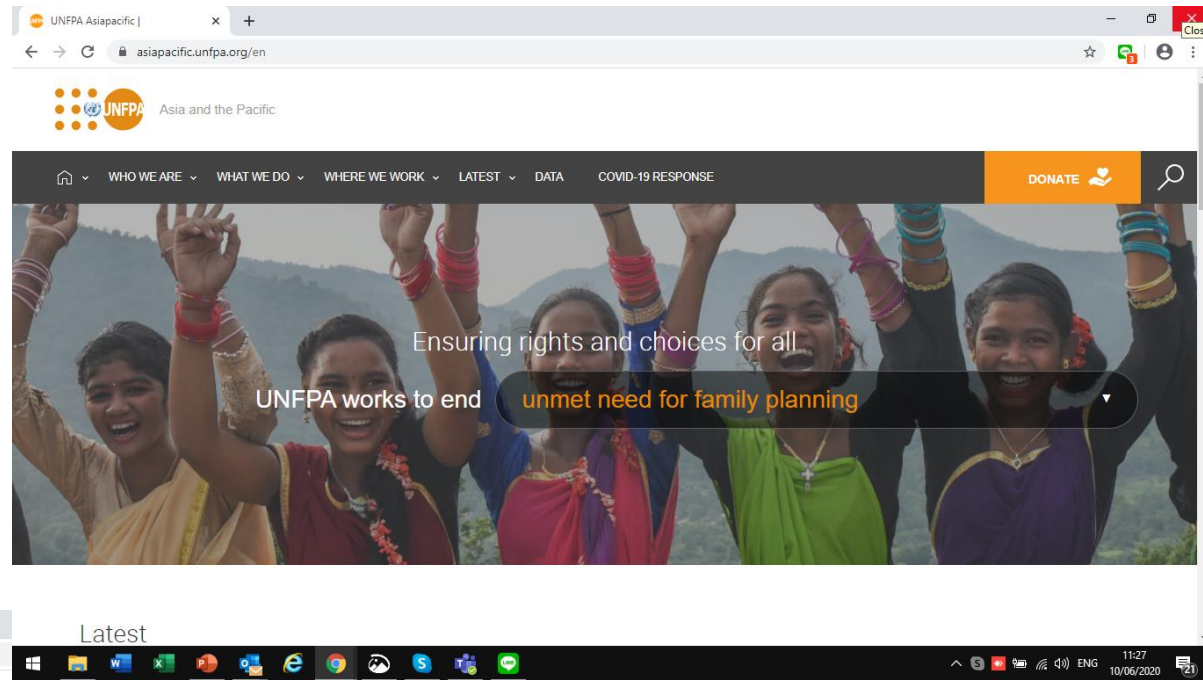


Virtual Event 15-18 June 2020 2020 Asia-Pacific Statistics Week

Leaving no one and nowhere behind

UNFPA

<https://www.unfpa.org/>



UNFPA Asia-Pacific
<https://asiapacific.unfpa.org/en>

#apstatsweek2020





Virtual Event 15-18 June 2020
**2020 Asia-Pacific
 Statistics Week**

Leaving no one and nowhere behind

Action Area E
 Having requisite skills (1+2)

National Bureau of Statistics of China



#apstatsweek2020



Virtual Event 15-18 June 2020

2020 Asia-Pacific Statistics Week

Leaving no one and nowhere behind

<https://www.iaos-isi.org/>



International
Statistical
Institute

Statistical Science for a Better World



INTERNATIONAL ASSOCIATION FOR OFFICIAL STATISTICS

Improving Official Statistics



IAOS YOUNG STATISTICIANS PRIZE



#apstatsweek2020



Virtual Event 15-18 June 2020

2020 Asia-Pacific Statistics Week

Leaving no one and nowhere behind



UKaid

from the British people



#apstatsweek2020





Virtual Event 15-18 June 2020

2020 Asia-Pacific Statistics Week

Leaving no one and nowhere behind



DECADE OF >>> ACTION



#apstatsweek2020





Virtual Event 15-18 June 2020

2020 Asia-Pacific Statistics Week

Leaving no one and nowhere behind

#apstatsweek2020



#apstatsweek2020



Virtual Event 15-18 June 2020

2020 Asia-Pacific Statistics Week

Leaving no one and nowhere behind



#apstatsweek2020



THANK YOU

- WWW.UNESCAP.ORG

 UNESCAP

 UNESCAP

 UNESCAP

 UNITEDNATIONSESCAP

 UNITEDNATIONSESCAP

