

Internationally agreed statistical frameworks that guide the measurement of tourism



Dr. Nagore Uresandi



EMPLOYMENT



HAPPINESS



CULTURAL EXCHANGE



ECONOMIC CONTRIBUTION IN
RURAL AND URBAN AREAS





CONTRIBUTION TO OTHER
ECONOMIC SECTORS












**What does the
demand say?**



**Flight shaming vs
Missing out vs
Paying less**



**How do we
know?**


Measuring

↑ 0.70 (0,53%)

15.00
14.90
14.80
14.70
14.60
14.50
14.40
14.30
14.20




International Recommendations for Tourism Statistics 2008



United Nations

ial Affairs


Tourism Satellite Account: Recommended Methodological Framework 2008



United Nations


ial Affairs

International Recommendations for Tourism Statistics 2008 Compilation Guide




United Nations

International Recommendations for Tourism Statistics 2008

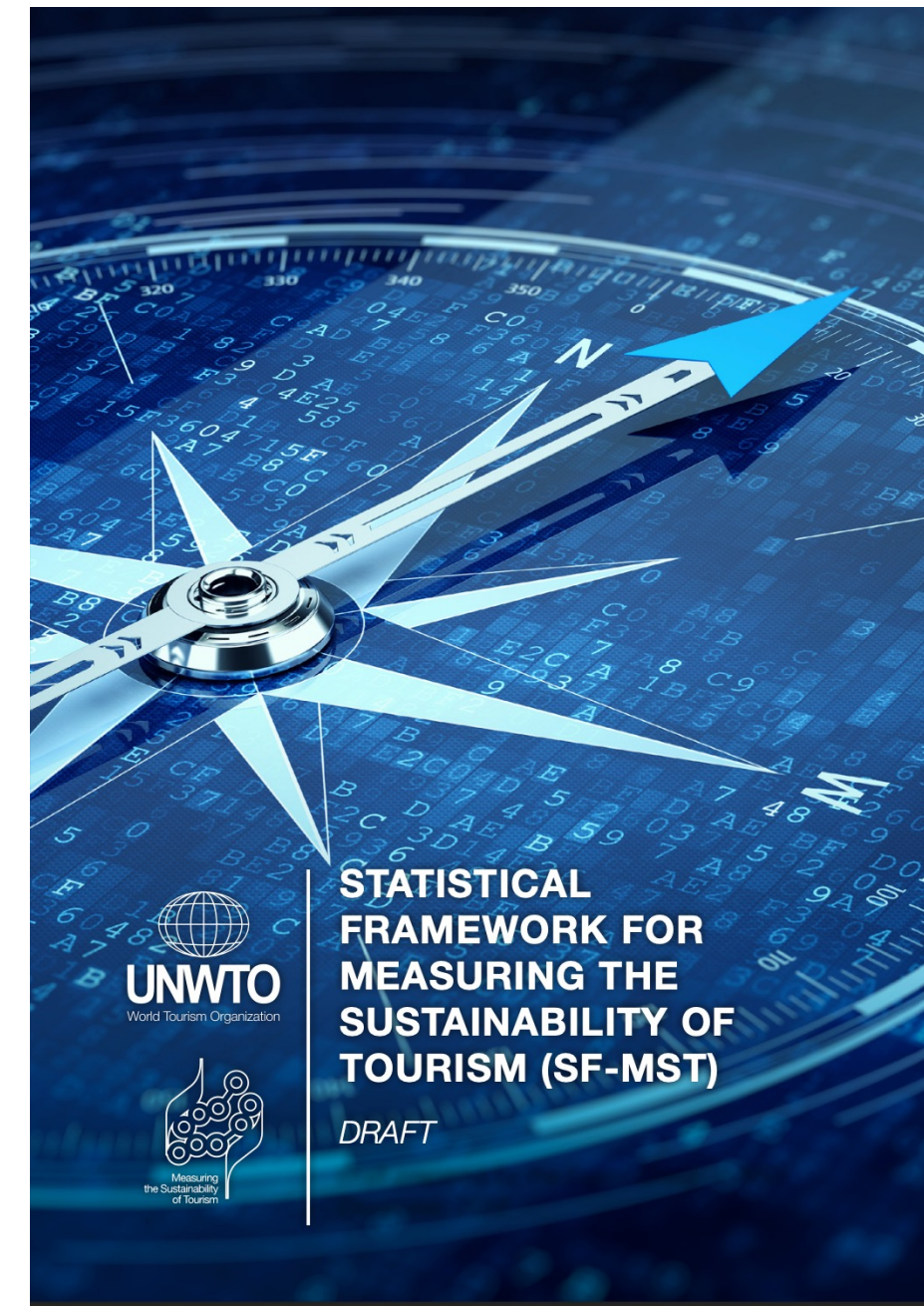
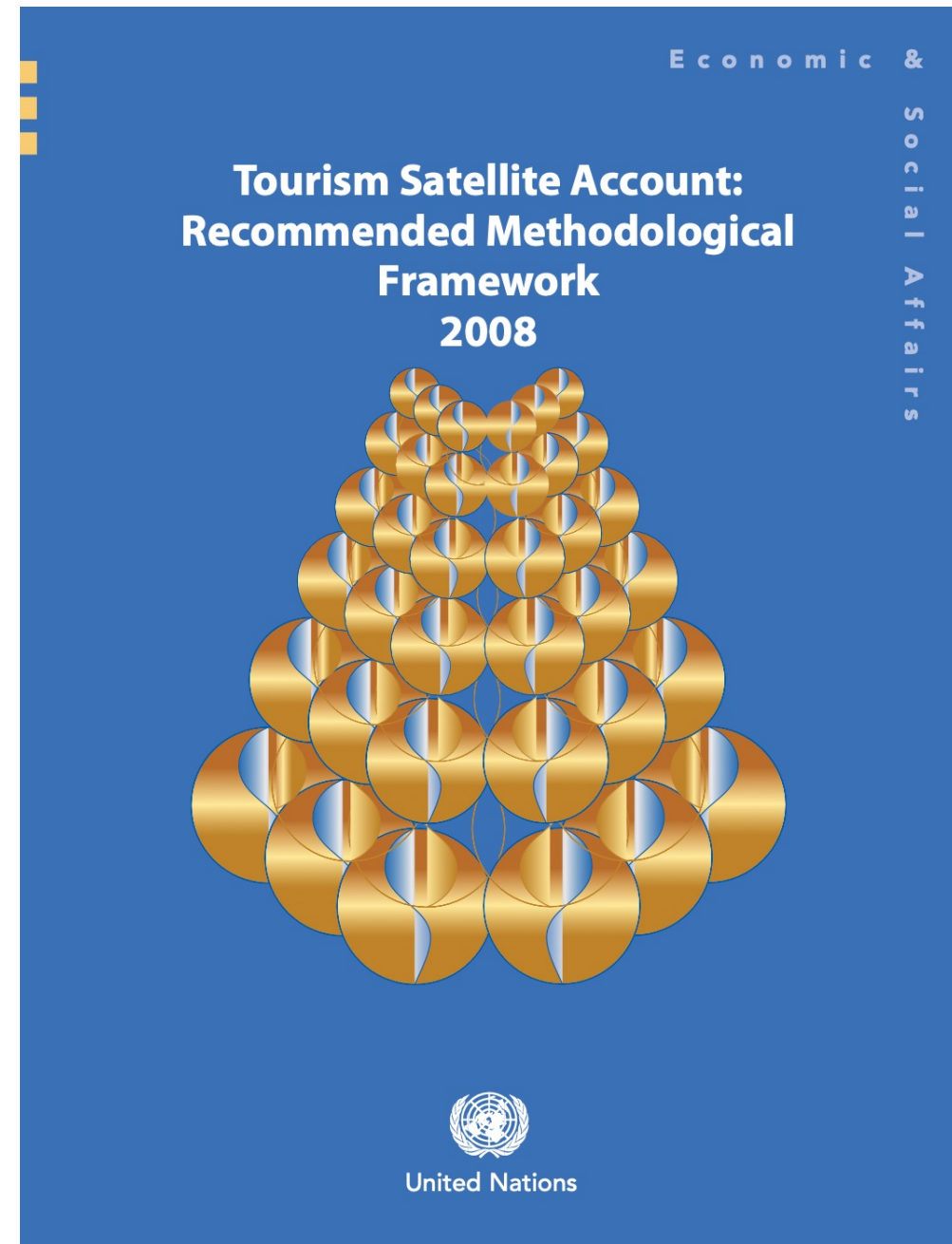
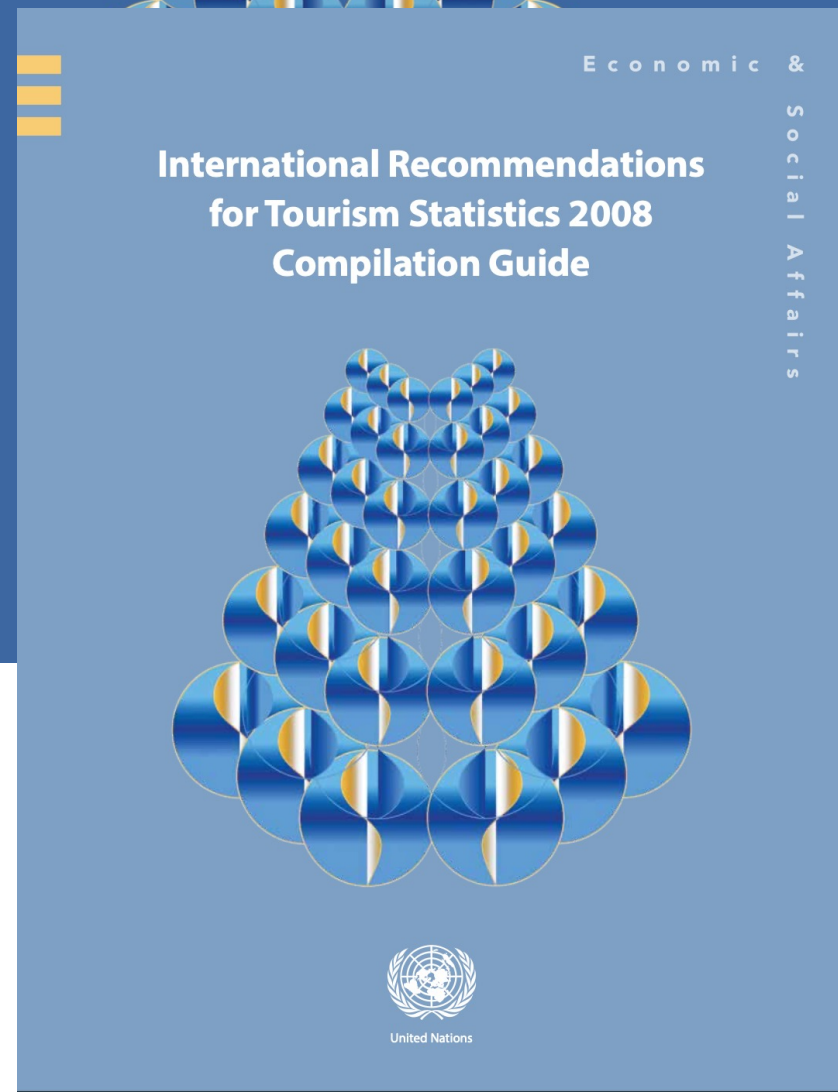
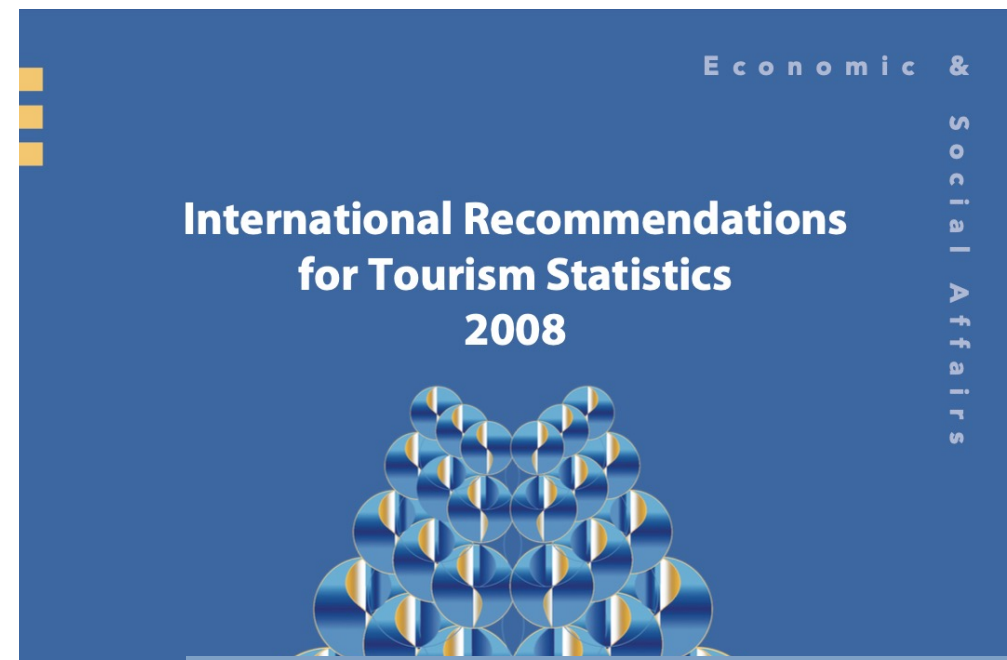


United Nations


Tourism Satellite Account: Recommended Methodological Framework 2008



United Nations



International Recommendations for Tourism Statistics 2008




United Nations

Chapter 1. Development and needs for tourism statistics.....	1.1-1.47	1
A. Historical development.....	1.13-1.29	2
B. Towards the International Recommendations for Tourism Statistics 2008.....	1.30-1.38	5
C. Structure of the document.....	1.39-1.47	7
Chapter 2. The demand perspective: basic concepts and definitions.....	2.1-2.78	9
A. Travel and tourism.....	2.4-2.13	9
B. Conceptual background.....	2.14-2.38	10
B.1. Economic territory and economy.....	2.15	10
B.2. Residence: country of residence, place of usual residence (within a country).....	2.16-2.18	11
B.3. Nationality and citizenship.....	2.19-2.20	11
B.4. The usual environment of an individual.....	2.21-2.28	12
B.5. Tourism trips and visits.....	2.29-2.34	13
B.6. Tourism and being employed by a resident entity in the country visited.....	2.35-2.38	13
C. Forms of tourism.....	2.39-2.40	15
D. International and domestic visitors.....	2.41-2.49	16
D.1. International visitors.....	2.41-2.48	16
D.2. Domestic visitors.....	2.49	16
E. Measuring flows of visitors.....	2.50-2.78	17
E.1. The usual environment: suggested criteria.....	2.50-2.53	17
E.2. Flows of inbound visitors.....	2.54-2.69	18
E.3. Flows of domestic visitors.....	2.70-2.77	21
E.4. Flows of outbound visitors.....	2.78	22



Chapter 3. The demand perspective: characterization of visitor and tourism trips	3.1-3.49	23
A. Characteristics of the visitor.	3.6-3.8	23
B. Characteristics of tourism trips	3.9-3.38	24
B.1. Main purpose of a tourism trip	3.10-3.21	24
B.2. Types of “tourism product”	3.22-3.24	26
B.3. Duration of a trip or visit.	3.25-3.28	27
B.4. Origin and destination.	3.29-3.31	27
B.5. Modes of transport.	3.32-3.34	27
B.6. Types of accommodation.	3.35-3.38	28
C. Measuring the characteristics of visitors and tourism trips	3.39-3.49	29
Chapter 4. The demand perspective: tourism expenditure	4.1-4.36	31
A. Coverage of tourism expenditure	4.2-4.7	31
B. The timing of tourism expenditure and the economies concerned	4.8-4.14	32
B.1. Timing	4.8-4.11	32
B.2. Economies benefiting from tourism expenditure	4.12-4.14	33
C. Categories of tourism expenditure	4.15-4.22	34
D. Classification.	4.23-4.27	35
E. Measuring tourism expenditure	4.28-4.36	36
Chapter 5. Classifications of products and productive activities for tourism	5.1-5.43	39
A. The basic principles	5.7-5.13	40
B. Classification of tourism products and activities	5.14-5.18	41
C. Identifying tourism expenditure products and activities	5.19-5.36	42
C.1. Internationally comparable tourism characteristic products and activities.	5.25-5.30	43
C.2. Establishing the list of country-specific tourism characteristic and connected products	5.31-5.36	45
D. The case of goods	5.37-5.43	46


International Recommendations for Tourism Statistics 2008



United Nations

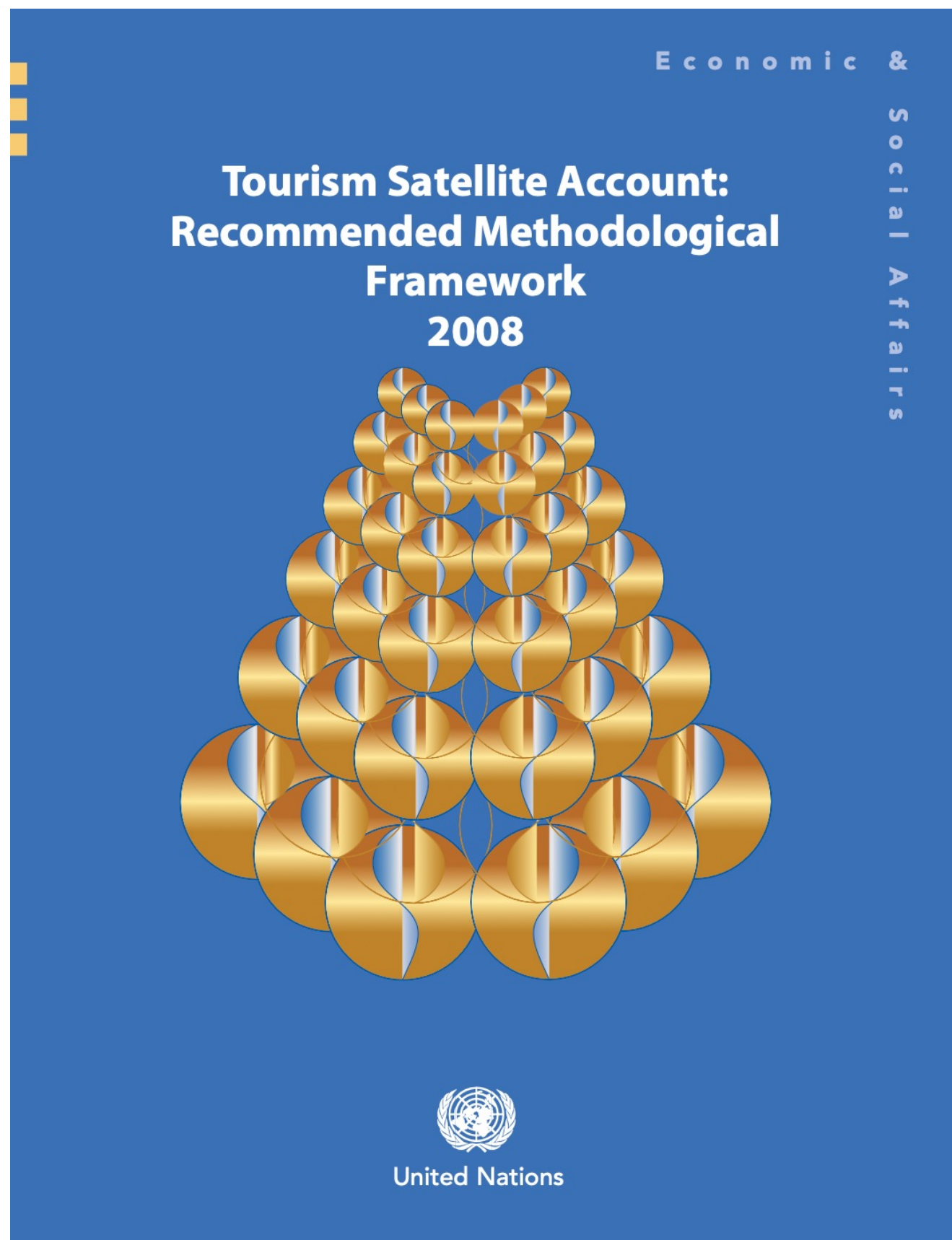
Chapter 6. The supply perspective	6.1-6.63	49
A. The statistical unit	6.4-6.13	49
B. Classifications	6.14-6.20	50
C. Characterization of tourism industries	6.21	51
D. Selected tourism industries: basic references	6.41-6.45	52
D.1. Accommodation for visitors	6.22-6.34	52
D.2. Food and beverage serving activities	6.35-6.40	54
D.3. Passenger transportation	6.41-6.45	55
D.4. Travel agencies and other reservation activities	6.46-6.54	56
E. Measuring the supply of services of tourism industries	6.55-6.58	57
F. The particular case of tour operators and package tours	6.59-6.63	58
 Chapter 7. Employment in the tourism industries	7.1-7.35	61
A. Concepts and definitions	7.6-7.16	61
B. Employment as demand and supply of labour	7.17-7.23	65
C. Characteristics of employment	7.24-7.28	67
D. Measuring employment	7.29-7.35	68

International Recommendations for Tourism Statistics 2008



United Nations

	<i>Paragraphs</i>	<i>Page</i>
Chapter 8. Understanding tourism in its relationship with other macroeconomic frameworks	8.1-8.35	69
A. The Tourism Satellite Account approach	8.2-8.9	69
B. Tourism and balance of payments	8.10-8.25	70
C. Measuring tourism at subnational levels	8.26-8.32	76
D. Tourism and sustainability	8.33-8.45	77
Chapter 9. Supplementary topics	9.1-9.36	79
A. Quality	9.2-9.9	79
B. Metadata	9.10-9.13	83
C. Dissemination	9.14-9.27	84
D. Inter-agency cooperation	9.28-9.33	87
E. Implementation programme and updating policy	9.34-9.36	88
Bibliography		89
Index		91
Glossary of terms		95
<i>Annexes</i>		
Annex 1. Main differences between the International Recommendations for Tourism Statistics 2008 and the 1993 Recommendations on Tourism Statistics		101
Annex 2. List of consumption products grouped by purpose, according to their categorization as internationally comparable tourism characteristic products		105
Annex 3. List of tourism characteristic activities (tourism industries) and grouping by main categories according to ISIC Rev. 4		111
Annex 4. List of tourism characteristic products and grouping by main categories according to CPC Ver. 2		121




	<i>Paragraph</i>	<i>Page</i>
Chapter 1. Introduction		
A. Tourism statistics and Tourism Satellite Account: an overview . . .	1.1-1.21	1
B. Historical background	1.22-1.43	4
B.1. 1991: The Ottawa International Conference on Travel and Tourism Statistics	1.25-1.27	5
B.2. 1991-1999: From the Ottawa Conference to the adoption of the <i>Tourism Satellite Account: Recommended Methodological Framework (2000)</i>	1.28-1.35	5
B.3. From the <i>Tourism Satellite Account: Recommended Methodological Framework (2000)</i> to the 2008 updated recommendations	1.36-1.43	6
C. Content and structure of the <i>Tourism Satellite Account: Recommended Methodological Framework 2008</i>	1.44-1.49	7
Chapter 2. The demand perspective: concepts and definitions		
A. Background	2.5-2.20	9
A.1. Usual environment	2.6-2.8	10
A.2. Vacation homes	2.9-2.11	10
A.3. Duration of a trip	2.12-2.14	10
A.4. Main purpose of a trip	2.15-2.18	11
A.5. Classification of visitors	2.19-2.20	11
B. Tourism expenditure and tourism consumption	2.21-2.43	12
B.1. Definition and scope of tourism expenditure	2.21-2.24	12
B.2. Definition and scope of tourism consumption	2.25-2.30	12
B.2.1. Categories of tourism consumption	2.29-2.30	14
B.3. Special issues	2.31-2.43	15
B.3.1. Tourism consumption as an intermediate consumption of producers (business, Government and non-profit institutions serving households)	2.32-2.33	15
B.3.2. Services provided within the household for the benefit of its members	2.34-2.36	16
B.3.3. Housing services provided by vacation homes on own account	2.37-2.38	16
B.3.4. Tourism single-purpose consumer durables	2.39-2.43	17
C. Tourism gross fixed capital formation	2.44-2.56	17
D. Tourism collective consumption	2.57-2.65	19

Tourism Satellite Account: Recommended Methodological Framework 2008

Economic &

Social Affairs



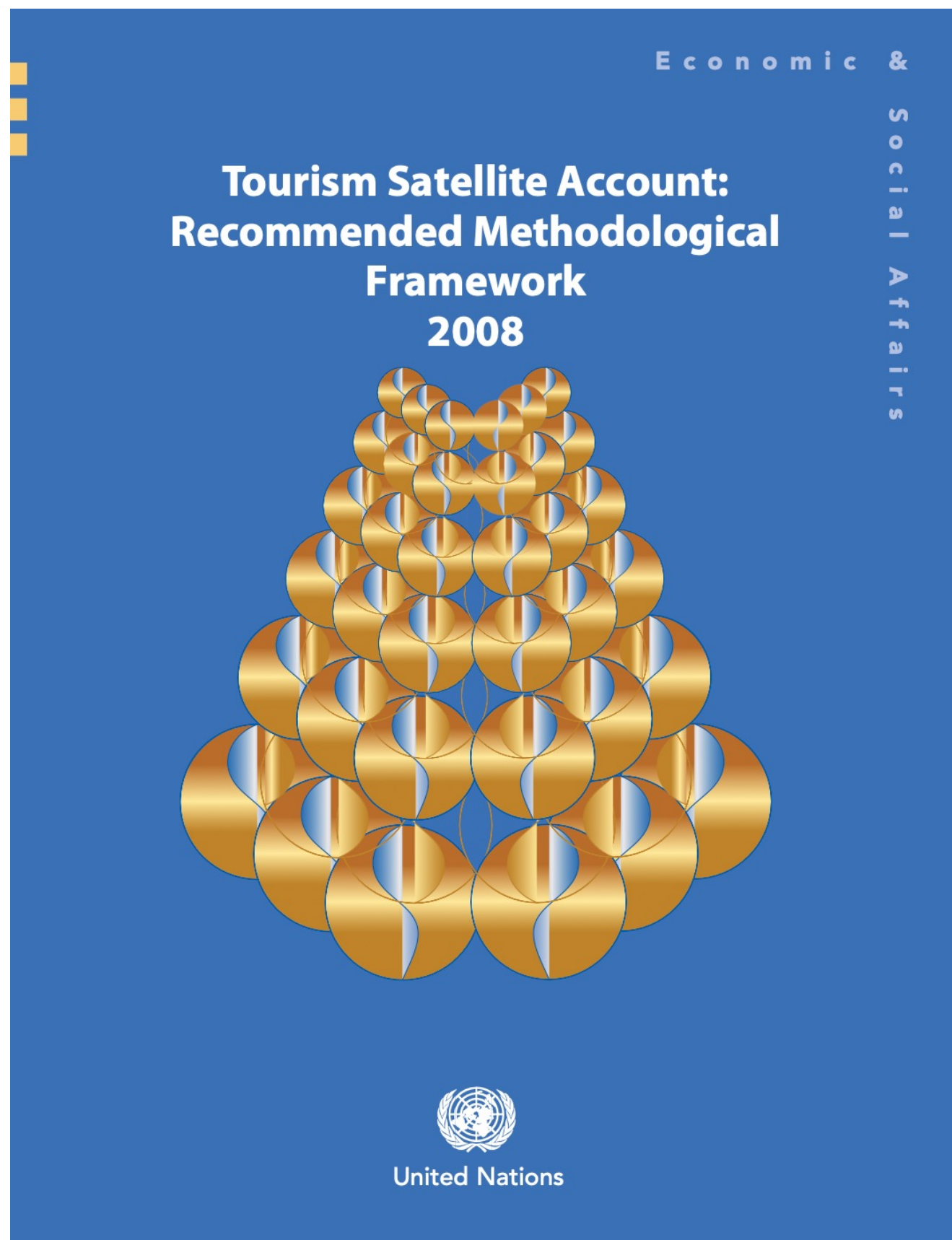
United Nations

Chapter 3. The supply perspective: concepts and definitions

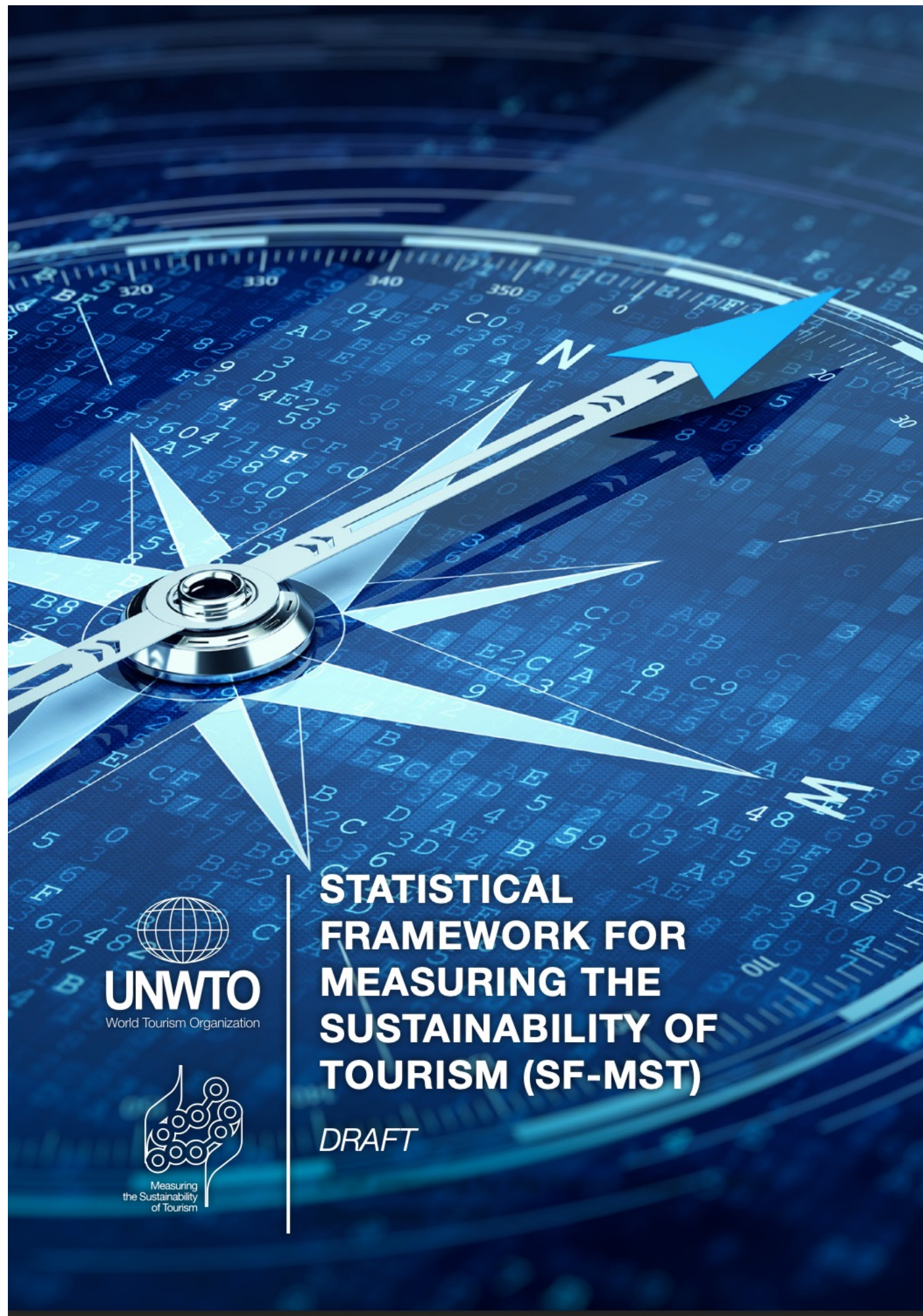
A.	Classification of products and productive activities for tourism. . .	3.4-3.13	23
A.1.	Products	3.6-3.7	23
A.2.	Tourism characteristic activities	3.8-3.10	24
A.3.	Tourism industries	3.11-3.13	25
B.	Special issues	3.14-3.30	25
B.1.	Housing services provided by vacation homes on own account and other types of vacation home ownership	3.14-3.20	25
B.1.1.	Full ownership	3.14-3.17	25
B.1.2.	Timeshares and other types of innovative vacation home ownership	3.18-3.20	26
B.2.	Travel agencies, tour operators and other providers of reservation services	3.21-3.24	27
B.3.	The meetings industry	3.25-3.30	27
C.	Variables characterizing the tourism industries	3.31-3.41	28
C.1.	Gross value added	3.31-3.35	28
C.2.	Employment	3.36-3.39	29
C.3.	Gross fixed capital formation of the tourism industries	3.40-3.41	29

Chapter 4. Tables, accounts and aggregates

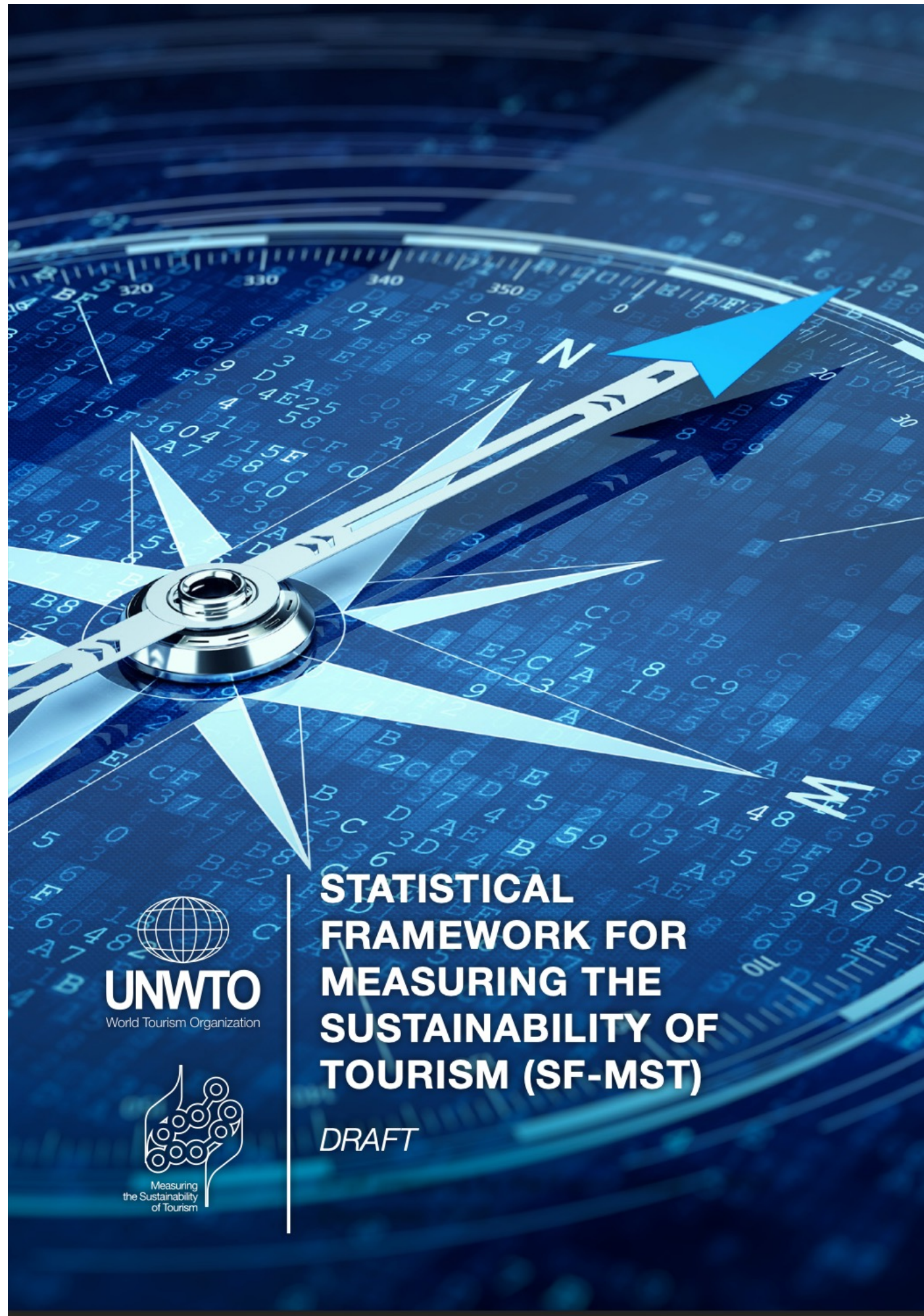
A.	Tables and accounts	4.11-4.77	32
A.1.	General observations	4.11-4.13	32
A.2.	Classifications used	4.14-4.19	33
A.3.	Recording reservation services separately	4.20	36
A.4.	The treatment of goods	4.21-4.26	36
A.5.	The tables	4.27-4.77	36
A.5.1.	Overview	4.28-4.35	36
A.5.2.	Description	4.36-4.77	37
B.	Aggregates	4.78-4.115	44
B.1.	Main aggregates	4.81-4.98	45
B.1.1.	Internal tourism expenditure and internal tourism consumption	4.82-4.84	45
B.1.2.	Tourism supply	4.85-4.98	45
	(a) Gross value added of tourism industries	4.86-4.87	45
	(b) Tourism direct gross value added	4.88-4.94	46
	(c) Tourism direct gross domestic product	4.95-4.98	47
B.2.	Other aggregates	4.99-4.115	48
B.2.1.	Tourism employment	4.102-4.105	48
B.2.2.	Tourism gross fixed capital formation	4.106-4.107	49
B.2.3.	Tourism collective consumption	4.108-4.112	49
B.2.4.	Total tourism internal demand	4.113-4.115	50



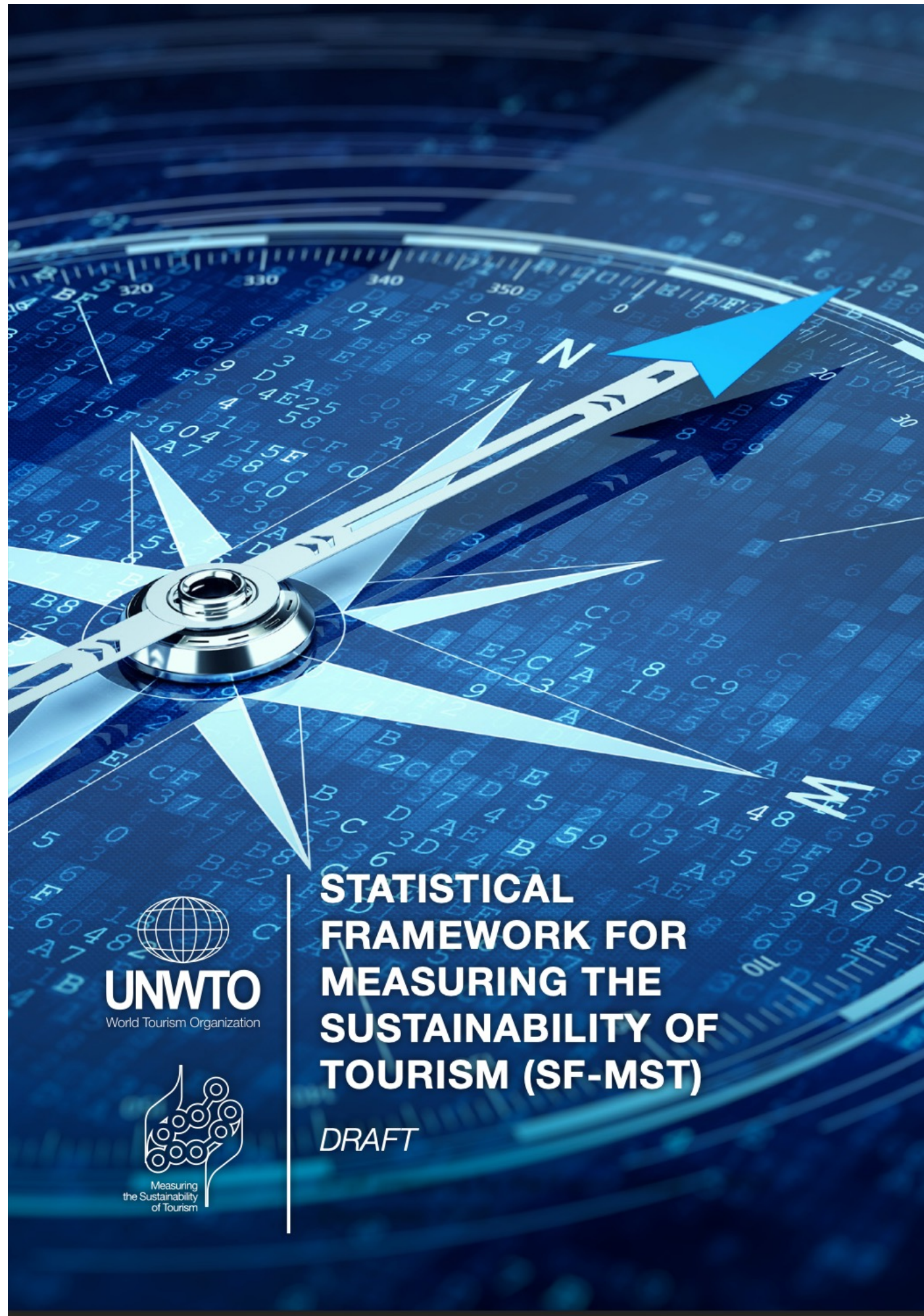
<i>Annex 1.</i>	Main differences between the 2000 and the <i>Tourism Satellite Account: Recommended Methodological Framework 2008</i>	83
<i>Annex 2.</i>	Relationship between the Tourism Satellite Account and the central framework of the <i>System of National Accounts 2008</i> .	85
	Production boundary.....	85
	Consumption	86
	Treatment of innovative types of vacation home ownership.....	86
	Treatment of valuables and tourism expenditure of important unit value	87
	Groupings of products and of establishments	87
	Tourism direct gross value added	87
<i>Annex 3.</i>	Recording reservation services separately	89
	A. Travel agencies and other reservation services providers	89
	(a) The visitor, the travel agency and the carrier are all residents of country A.....	90
	(b) The visitor and the travel agency are resident of country A; the carrier is resident of country B....	90
	(c) The visitor is resident of country A; the carrier and the travel agency are resident of country B	90
	(d) The visitor and the travel agency are residents of country B; the carrier is resident of country A....	90
	(e) The visitor is resident of country B; the travel agency and the carrier are residents of country A .	91
	B. Tour operators	92
<i>Annex 4.</i>	The treatment of goods and retail trade activities	93
<i>Annex 5.</i>	Proposed lists of tourism single-purpose consumer durables, items belonging to tourism gross fixed capital formation and non-market products linked to tourism collective consumption	97
	A. Tourism single-purpose consumer durables.....	97
	B. Tourism gross fixed capital formation	98
	C. Tourism collective consumption	100
<i>Annex 6.</i>	The measurement of the economic impacts of tourism.....	101
	Methods used to estimate indirect and induced effects of tourism.....	103
	(a) Models based on Input-output analysis	103
	(b) Computable general equilibrium models.....	103
	(c) Multipliers.....	104
<i>Annex 7.</i>	Adapting the Tourism Satellite Account at the subnational levels	105



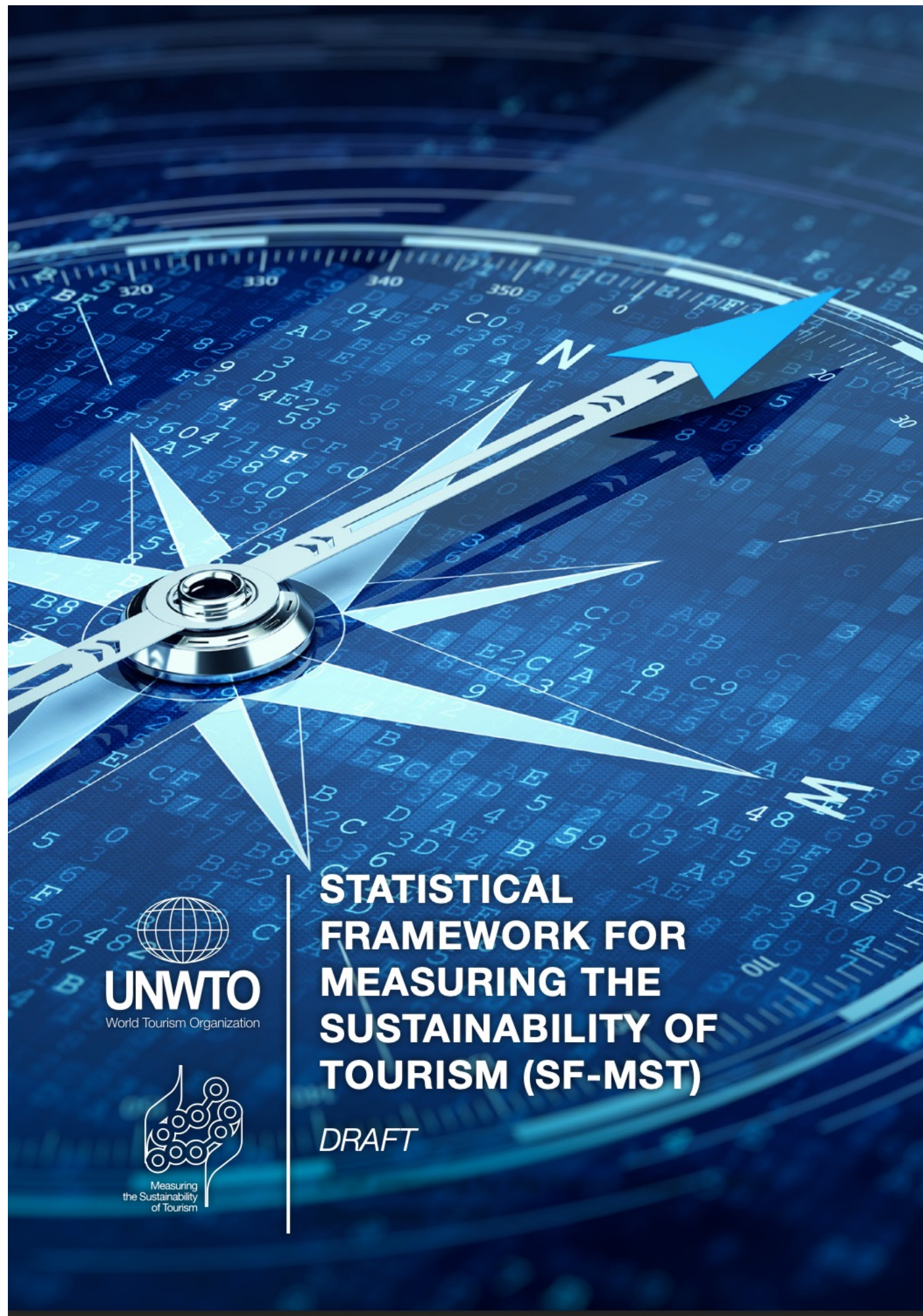
1.	Introduction.....	1
1.1.	What is the Statistical Framework for Measuring the Sustainability of Tourism? ...	1
1.2.	What are the benefits of using SF-MST?	4
1.3.	Defining sustainable tourism.....	6
1.4.	Measuring the sustainability of tourism	8
1.5.	Building SF-MST using existing statistical frameworks	11
1.6.	Structure of SF-MST document	13
2.	Key features of SF-MST.....	15
2.1.	Conceptual focus of SF-MST.....	15
2.2.	Measuring sustainability in SF-MST	18
2.3.	Measurement coverage of SF-MST	19
2.4.	Core statistical concepts and treatments	20
2.4.1.	Concepts and definitions concerning visitors.....	20
2.4.2.	Concepts and definitions concerning the economic contribution of tourism.....	22
2.4.3.	Relevant recording treatments	25
2.4.4.	Cross-cutting measurement issues	26
2.5.	Measuring the sustainability of tourism at sub-national levels	28
2.5.1.	Introduction.....	28
2.5.2.	Defining tourism areas for measurement	30
2.5.3.	Delineating local tourism destinations for statistical purposes	32
2.6.	SF-MST indicators and statistical outputs	34
2.6.1.	Types of statistical outputs.....	34
2.6.2.	Summary of SF-MST measurement themes and indicators	36
2.6.3.	Considerations in the implementation and application of SF-MST	38



3.	Measuring the economic dimension	41
3.1.	Introduction	41
3.2.	Measuring the sustainability of visitor flows and expenditure	42
	3.2.1. Visitor flows	42
	3.2.2. Tourism expenditure	44
3.3.	Measuring the economic structure and performance of tourism industries	45
	3.3.1. Economic structure	46
	3.3.2. Economic performance	47
	3.3.3. Distribution of economic benefits	49
3.4.	Measuring the employment aspects of tourism	51
	3.4.1. Introduction.....	51
	3.4.2. Measures of employment for tourism	52
	3.4.3. Characteristics of employment in tourism industries.....	55
	3.4.4. Measuring occupations within the tourism industries.....	57
3.5.	Measuring tourism investment in produced assets and related infrastructure.....	58
3.6.	Measuring tourism related government transactions.....	62
3.7.	Measuring the economic dimension for sub-national spatial areas.....	65



4.	Measuring the environmental dimension	69
4.1.	Introduction	69
4.2.	Measuring pressures and impacts on the environment due to tourism	71
4.2.1.	Introduction.....	71
4.2.2.	Measuring GHG emissions for tourism.....	72
4.2.3.	Accounting for solid waste generated by tourism activity.....	75
4.2.4.	Measuring water resources used in tourism	77
4.2.5.	Measuring energy use in tourism activity	83
4.2.6.	Other environmental flows	87
4.3.	Measuring the connections between tourism and ecosystems.....	88
4.3.1.	Introduction.....	88
4.3.2.	Accounting for ecosystem extent	90
4.3.3.	Accounting for ecosystem condition	92
4.3.4.	Accounting for ecosystem services	94
4.4.	Measuring activities of tourism industries aimed at improving environmental outcomes	96
4.4.1.	Introduction.....	96
4.4.2.	Environmental transactions related to tourism.....	97
4.4.3.	Employment in environmental activities	99
4.5.	Measuring the environmental dimension at the sub-national level.....	101
4.6.	Annex 4.1: General considerations in measuring the environmental dimension of tourism	102
4.6.1.	Geographical scale and frequency of compilation	103
4.6.2.	Estimating the tourism share of environmental physical flows	103
4.6.3.	Accounting for the location of the environmental flows	105
4.6.4.	Distinguishing the production and consumption perspective	106
4.6.5.	Estimating indirect environmental flows	108



5.	Measuring the social dimension	111
5.1.	Introduction	111
5.2.	Statistical framing for the measurement of the social dimension	112
5.2.1.	Conceptual framing of the social dimension	112
5.2.2.	General considerations in measuring the social dimension	115
5.3.	Measuring the visitor's perspective	116
5.4.	Measuring the host community perspective	120
5.5.	Measuring the tourism suppliers perspective	124
5.6.	Measuring the governance perspective	129
6.	Implementation and application of SF-MST	135
6.1.	Introduction	135
6.2.	Institutional arrangements for implementation.....	135
6.3.	Approaches and considerations in implementing SF-MST	137
6.3.1.	Introduction.....	137
6.3.2.	Specific considerations in implementation	138
6.4.	Expectations concerning data quality.....	140
6.5.	Potential applications and extensions of SF-MST	143
6.5.1.	Introduction	143
6.5.2.	Measurement of indirect and induced environmental flows.....	144
6.5.3.	Other areas of application and extension	146
	Annex 1: SF-MST Research agenda	149
	Bibliography.....	151
	Glossary	159

A young girl with dark hair, wearing a striped shirt, is shown in a thoughtful pose, resting her chin on her hand. She is looking upwards and to the right. The background is a light-colored wall covered in numerous black question marks drawn with chalk. A blue decorative shape is in the top-left corner, and another blue decorative shape is in the bottom-right corner. A semi-transparent blue rectangle is overlaid on the wall, containing the text.

**What to expect
from this week?**



Two type of sessions







**Work
Together**



**Highlight any
support needed**



A photograph of three people in a library setting. On the left, a man with short dark hair, wearing a dark red sweater over a blue patterned shirt, is looking towards the center. In the middle, a woman with long dark hair, wearing a blue button-down shirt, is looking down at a book on the table. On the right, a woman with long blonde hair, wearing a white cable-knit sweater, is also looking down at the book. They are all gathered around a table with several open books and papers. In the background, there are bookshelves filled with books. The image has a blue overlay on the left side and a blue shape in the bottom right corner.

SHARING KNOWLEDGE

A photograph of three students in a library setting. A man in a maroon sweater is on the left, looking towards two women. The woman in the middle has dark hair and is wearing a blue shirt, pointing at a book. The woman on the right has blonde hair and is wearing a white cable-knit sweater, also looking at the book. They are all focused on their work. The background shows bookshelves filled with books. The text 'AQUIRING KNOWLEDGE' is overlaid in a blue box on the left side of the image.

AQUIRING KNOWLEDGE



NETWORKING

THANK YOU

Dr. Nagore Uresandi

