



2018 PRESS : FUNDING STATISTICAL DEVELOPMENT IN ASIA-PACIFIC REGION

El Iza Mohamedou
Deputy Manager

Sixth Session UNESCAP Committee on Statistics
16-19 October 2018, Bangkok, Thailand

PARiS
21 Partnership in statistics
for development
in the 21st century



Outline

- PRESS Overview
- General trends and findings
- Statistical funding: Asia-Pacific region
- Statistical funding: SIDS
- Plans for future PRESS




Partner Report on Support to Statistics (PRESS): Overview

- PRESS was launched by PARIS21 in 2008 as an annual report to monitor global support (technical and financial) to statistical development
- A valuable tool for funding collaboration between partners and as a means of advocacy for financing statistical development.
- It sources data from the OECD DAC Creditor Reporting System; text mining on statistics in the CRS (from 2016); and PARIS21 online questionnaire
- Contains special reports on Small Island Developing States (SIDS), Fragile State and Least Developed Countries, and Gender Statistics (beginning this year)



2018 PRESS: Key takeaways



- Data and statistics are attracting more resources and new donors. **Yet, funding for statistics remains insufficient.**
- Asia-Pacific region and the larger SIDS receives the lowest level of commitments compared with other regions.
- Strong and also consistent support has translated into significant improvements in statistical capacity.
- **Better mechanisms and instruments are needed** to improve collaboration among donors and close the funding gap.



2018 PRESS: Key trends

623 Million USD
total commitments

The total commitments to statistical development increased by 5% in 2016, up from 591 Million USD in 2015.

0.33%
of ODA for statistics

The share of Official Development Assistance (ODA) focused on data and statistics was 0.33% in 2016, an increase from 0.30% the previous year.



2018 PRESS: Key trends

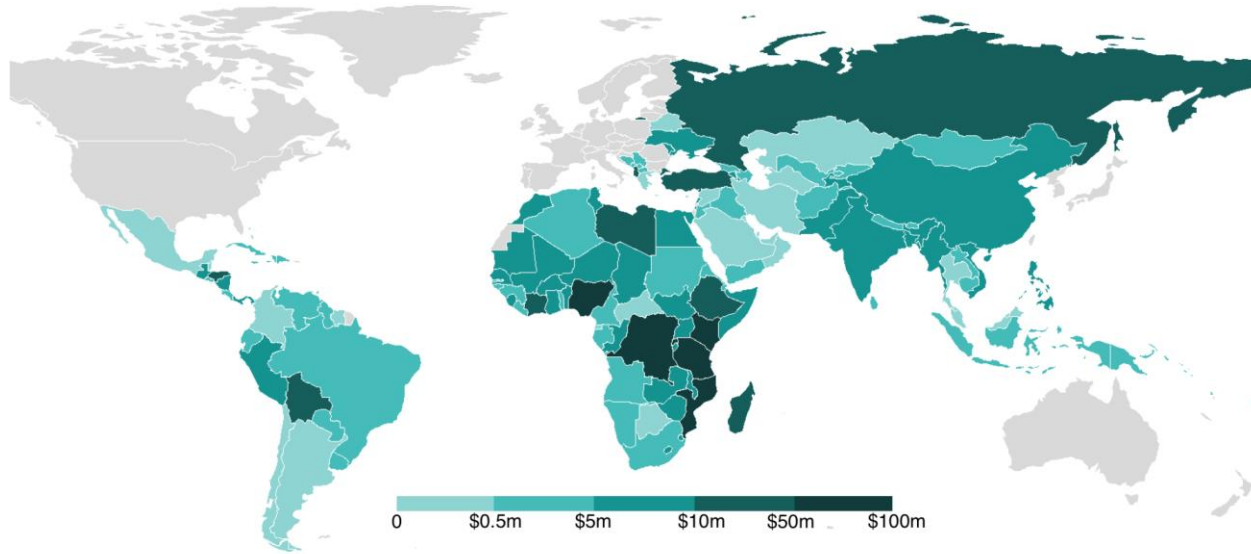
88% of funding from 10 donors

The top 10 donors provided 88% of total commitments from 2014- 2016

World Bank	Sweden
Eurostat	UNICEF
Canada	Norway
UNFPA	Gates Foundation
IMF	United Kingdom



Which countries received the most support between 2014-16?



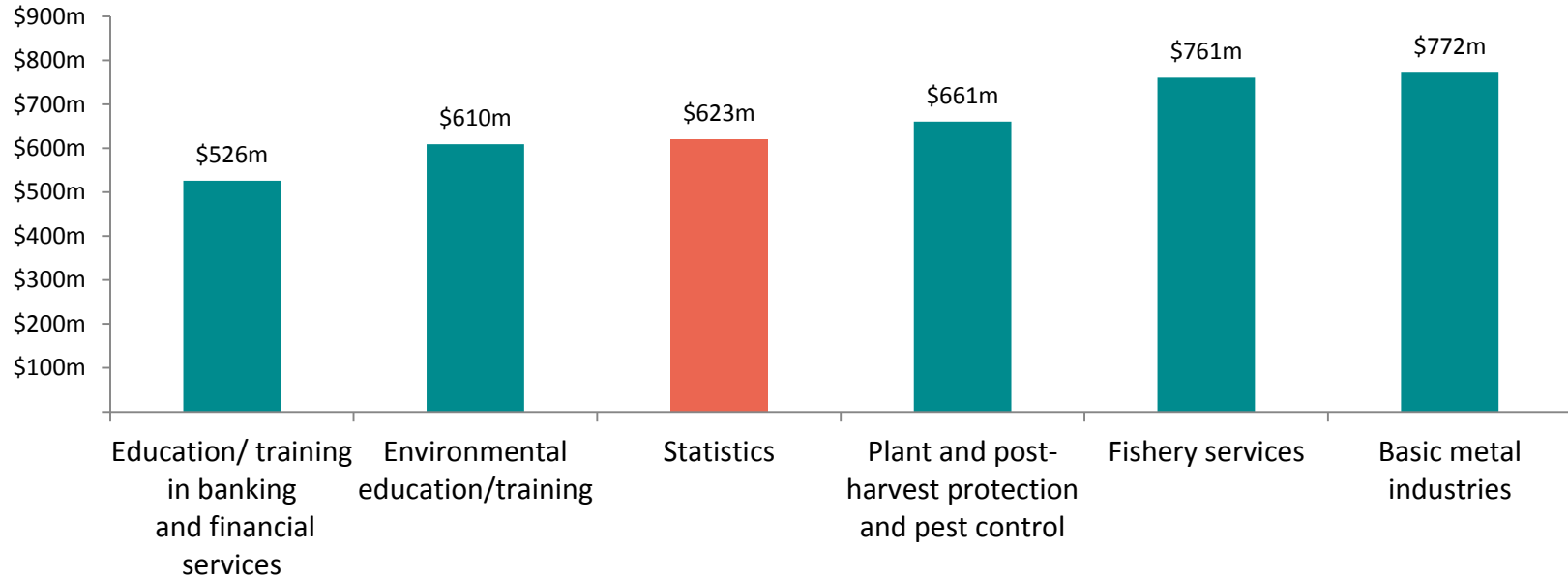
**Top 5 countries
received 363 M USD
in 2014-2016:**


- Congo (DRC) – 95M
 - Kenya – 82M
 - Nigeria – 68M
 - Rwanda – 63M
- Mozambique – 55M

Source: Partner Report on Support to Statistics 2018 <http://www.paris21.org/press2018>



Support to statistics in comparison with other sectors in 2016

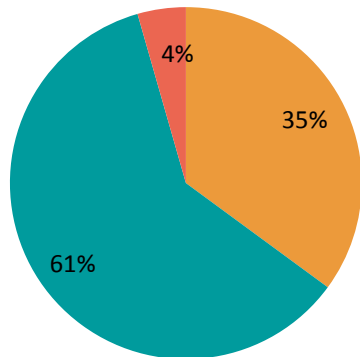




Financing for gender statistics, 2016

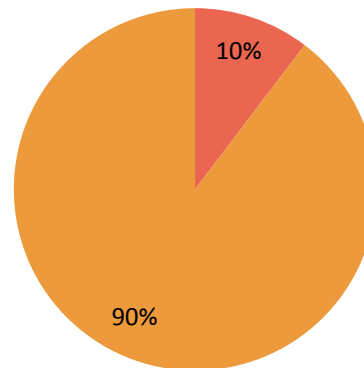
Share of projects with gender statistics component

By number of projects, funded by bilateral donors



- Category 0: doesn't target on gender equality
- Category 1: gender equality as one of objectives

By number of projects, funded by multilateral donors



- Contains activities in gender statistics

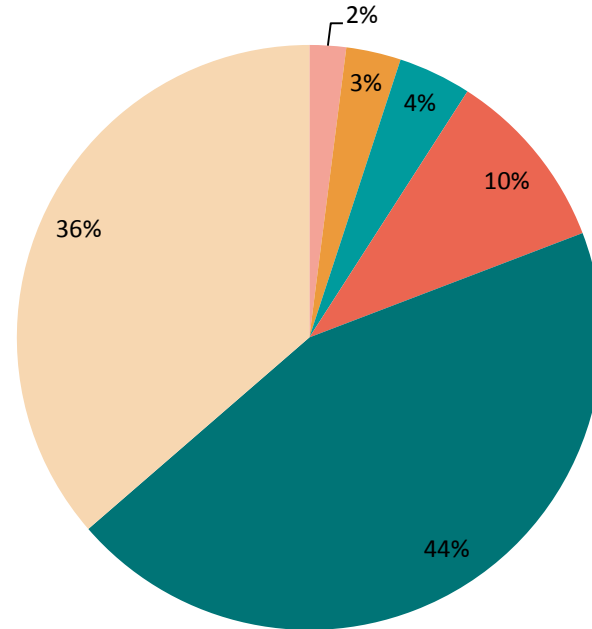


Financing for gender statistics, 2016

Share of projects with gender statistics component

By topics in gender statistics, funded by multi-lateral donors

- Women's economic empowerment
- Leadership and political participation
- Education and cocational training
- Other topics
- Eliminating violence against women and gender-based violence
- Sexual and Reproductive Health and Rights (SHRHR)



Source: Partner Report on Support to Statistics 2018 <http://www.paris21.org/press2018>



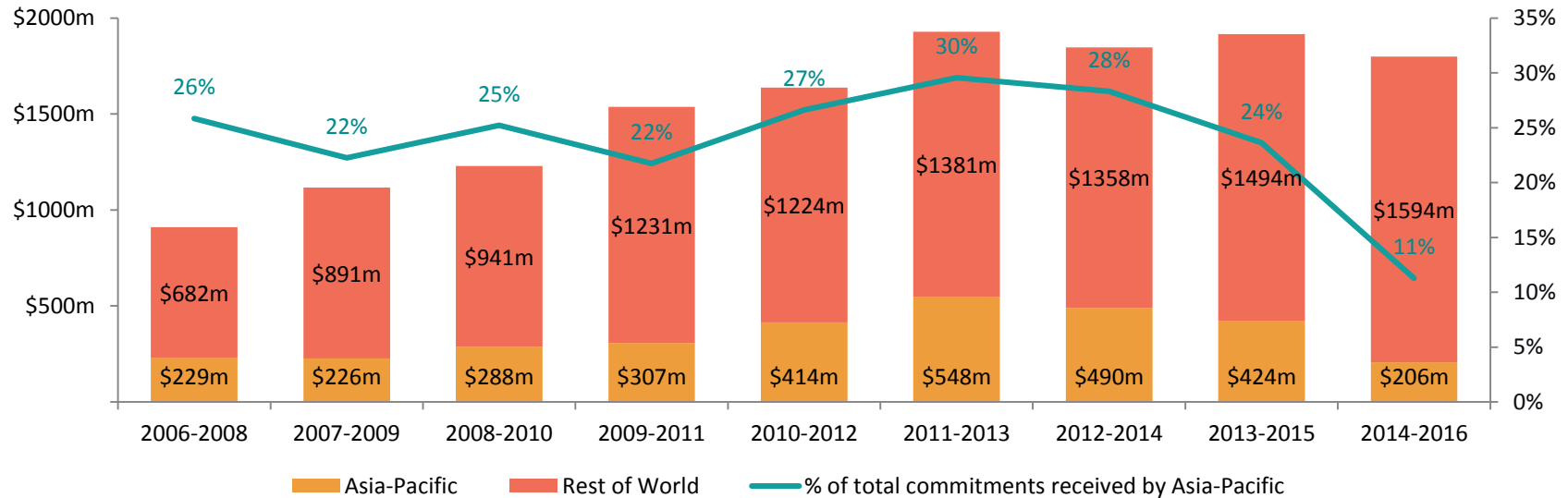
Important to note: Countries that received most funding improved their SCI score

- On average, the World Bank's statistical capacity indicator (SCI) in the top 10 recipient countries increased by 6 points from 2006 to 2016 period (SCI from 64 to 70 out of 100).
- Meanwhile, other developing countries overall only increased by 2 points (from 67 to 69 out of 100).
- The improvement in SCI scores provides for strong justification on the importance of consistent and sustained support to statistics: 7 of the 10 countries with increased SCI received consistent volume of support over the years instead of one-time large commitment.



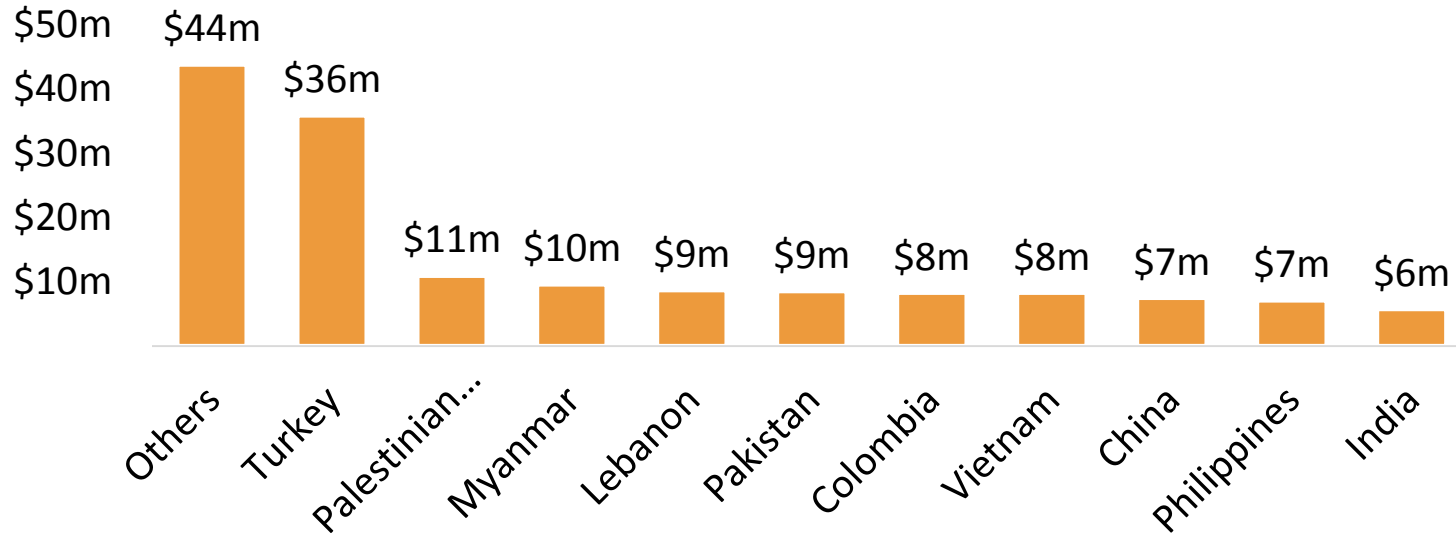
Funding for statistical development in Asia-Pacific region declined in 2014-2016

Commitments to statistics received by Asia-Pacific



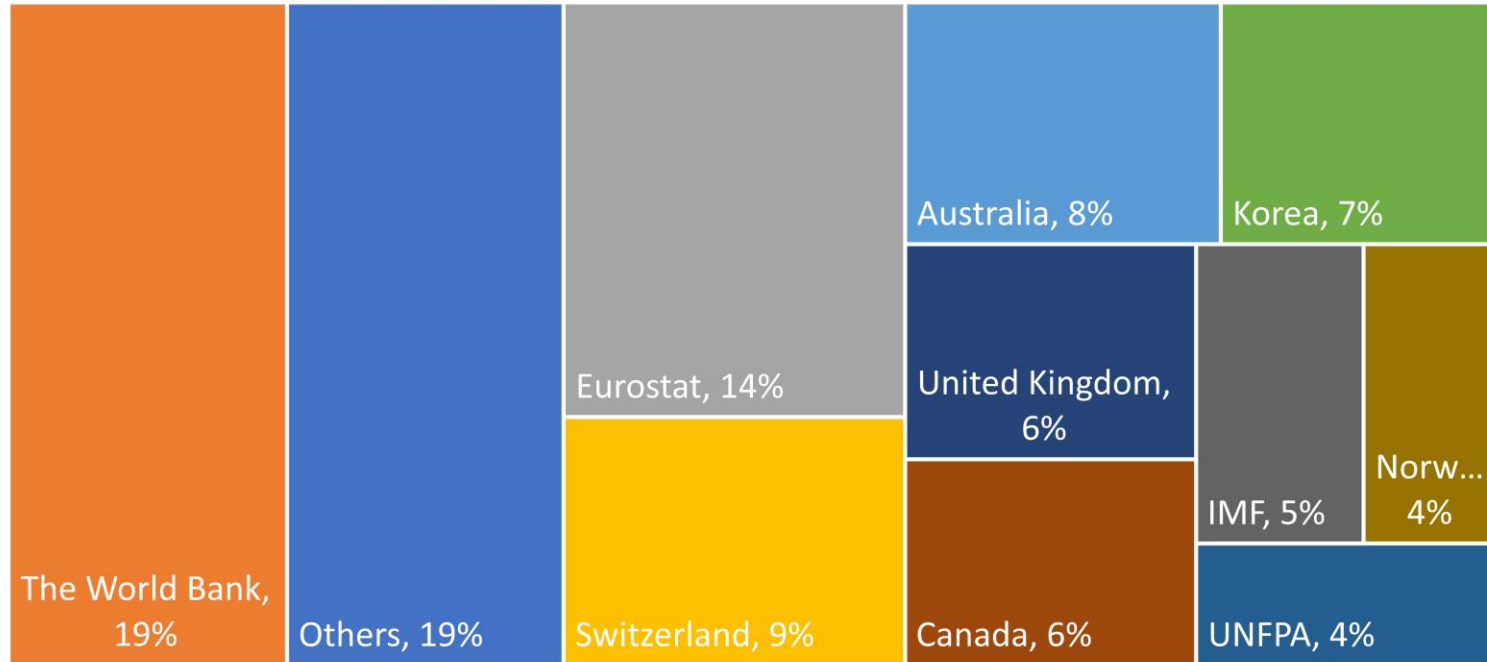


Top 10 recipient countries in Asia-Pacific (2014-2016)



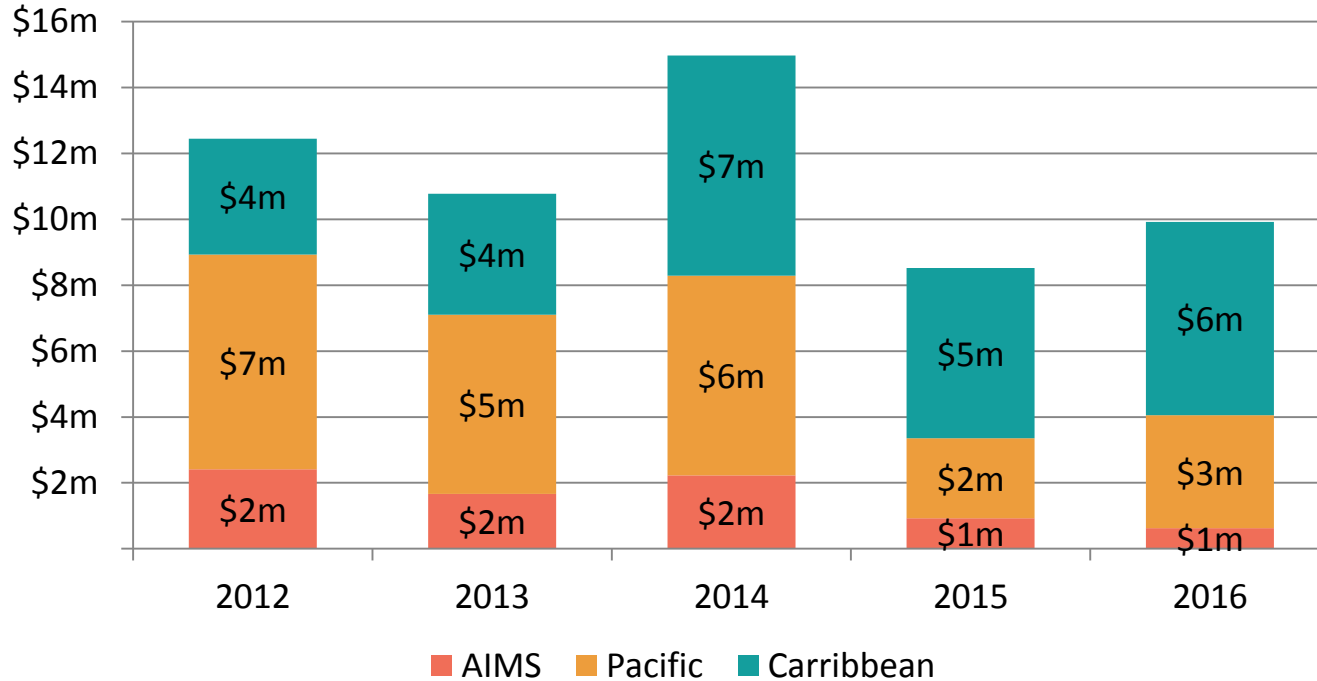


Diversified list of top statistics donors in Asia Pacific





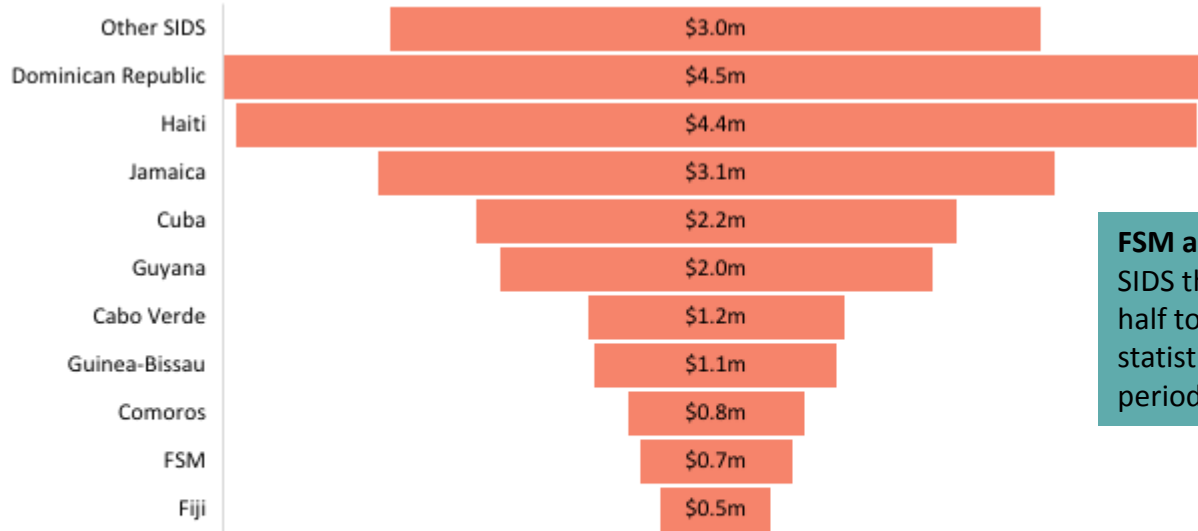
Commitments to SIDS remained stagnant over five years





Only 7 SIDS received more than 1M USD in statistics funding (2014-2016)

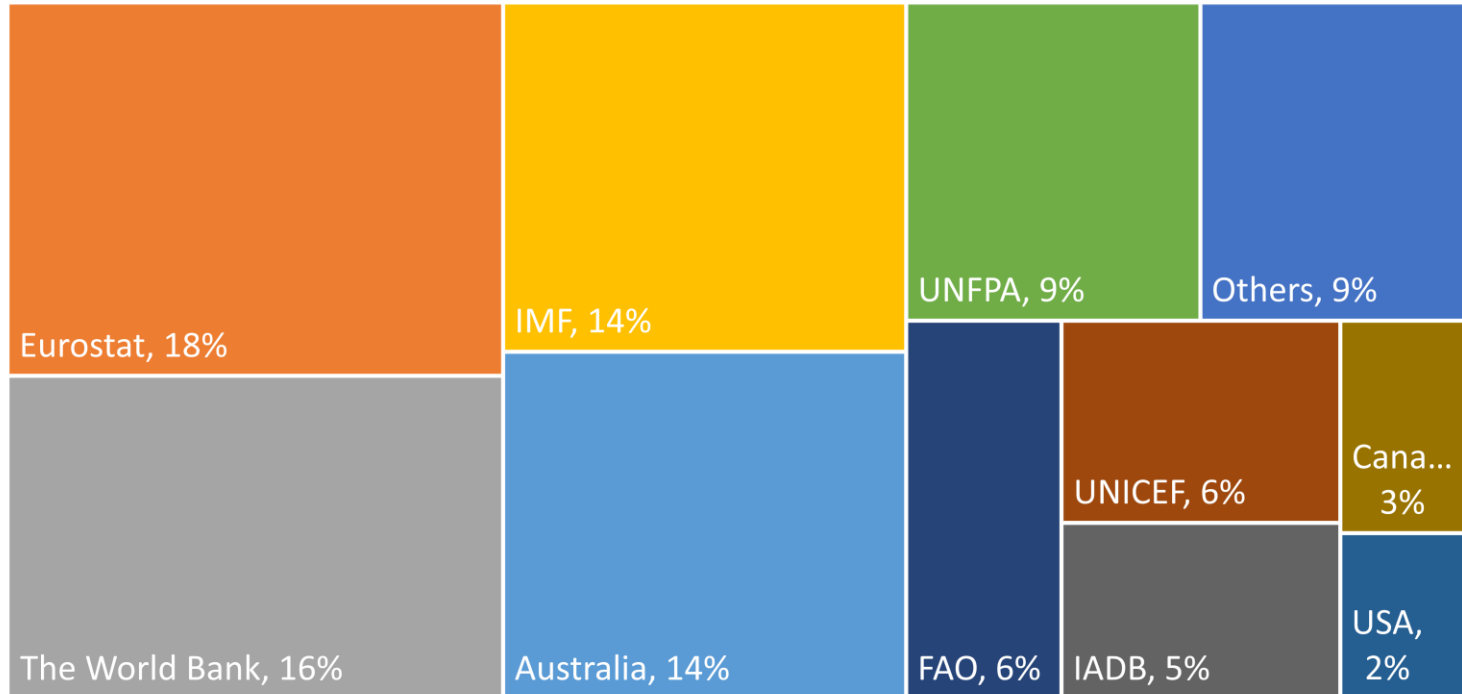
Top 10 Recipients of SIDS in 2014-2016



FSM and Fiji – two Pacific SIDS that received between half to one million USD of statistics funding during the period



Top 10 Donors for SIDS





Looking forward: PRESS 2019 and beyond

- Wider coverage (e.g. philanthropic donors) through survey and better user experience in future surveys
- Improve the ODA purpose code in statistical capacity development for better monitoring
- Better understand the trade-offs between focusing on countries with the greatest need and those with best chance of achieving results

Thank you for your attention.

PARiS21



www.PARIS21.org



PARIS21@OECD.org



[@contactPARIS21](https://twitter.com/contactPARIS21)