


Highlights and feedback: 2020 Asia-Pacific Statistics Week

15-18 June 2020, Bangkok, Thailand



Action Area A. Engaging users and investing in statistics

Survey response rate is 19% with 54 of the 282 participants responding to the survey.

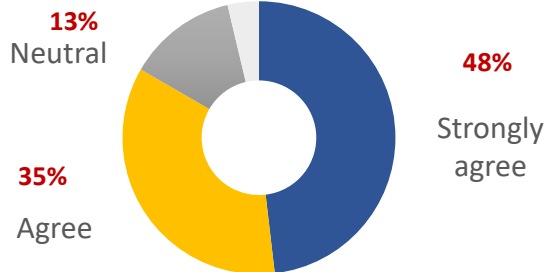
Sessions covered and highlights in words

- SA1. How can we empower a statistical system to be responsive to users' needs?
6 papers. 105 participants
- SA2. Innovations in meeting the demand for development data.
Six papers. 73 participants.
- SA3. Engaging users and data beneficiaries for impact and action by governments and partner.
4 papers. 104 participants.

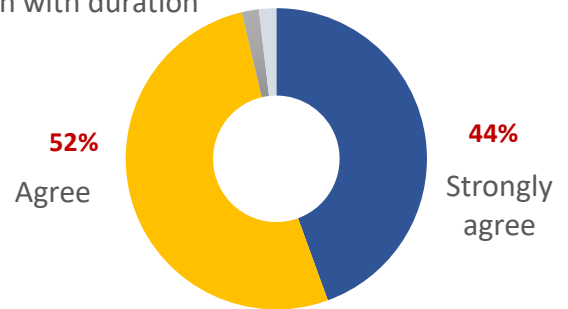


Organization

Satisfaction with services on virtual setting

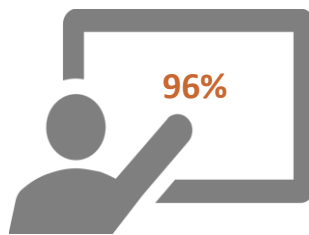


Satisfaction with duration



APPLICATION & USEFULNESS

The session improved my understanding on engaging users and investing in statistics.



Knowledge gained from the sessions will help improve statistics in my country/organization.



SELECTED REFLECTIONS

On matching investments and demand:

"Review statutory provisions and other requirements to properly implement statistical programs which produces relevant data."

On mechanisms for optimizing investments

"Educate policy makers on the utilization of statistics being disseminated..."



On empowering National Statistical Systems to be responsive to stakeholders

"Invest in empowering statistics stewards; prioritize statistical activities which provides important inputs to policies and planning; invest in geospatial technologies, Big data and harmonization of data ecosystems."