

# Overview of the UNFPA Register-Based Census eLearning Course: Course Structure

Ian White

# Acknowledgements

## Course materials developed by:

- Ian White
- Helge Brunborg
- Nancy McBeth
- Diana Beltadze

**Presentation prepared by:** Ian White

# Course Overview

**Session 1:** Introduction to the Register-Based Census

**Session 2:** Preconditions and Operational Requirements for a Register-Based Statistical System

**Session 3:** The Key Registers

**Session 4:** Transitioning to a Register-Based or Combined Census

**Session 5:** Producing a Good-Quality Census using Administrative Data

**Session 6:** International Case Studies



# Transitioning to a Register-Based Census Session 1: Introduction to the Register-Based Census

START COURSE



# Lesson 1.1: Definitions

- Types of census
- Types of registers



# Lesson 1.2: Using administrative data in the census

## Constructing sampling frames



## Supporting field operations



## Assessing quality of census estimates



## Constructing a population register



## Replacing or creating new census variables



# Lesson 1.3: Advantages and Challenges

## Advantages

- Reduced costs
- Improved timeliness
- Improved coverage and reduced response burden
- Shortened census periodicity
- Greater flexibility and responsiveness
- Increased the opportunities for innovation
- Improved coherence through in-house cooperation

## Challenges

- Increased dependence on public authorities
- Differences in concepts, definitions and reference periods
- Privacy and security concerns
- Lack of a unified identification system
- Difficulty in identifying small sub-populations
- Difficulty in keeping knowledge and IT infrastructure up to date
- Diminishing interest

# Transitioning to a Register-Based Census Session 2: Preconditions and Operational Requirements

START COURSE



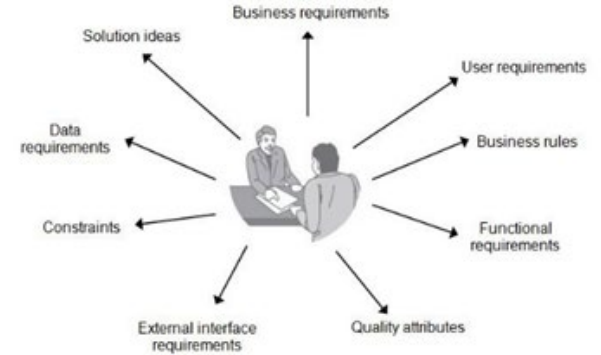


# Lesson 2.1: General preconditions

## Legal framework



## Stakeholder and Political Support



## Resources and Expertise



# Lesson 2.2: Operational requirements, methods and processes

## Appropriate Data Sources



## Transformation Methods



## Data protection methods and systems



# Transitioning to a Register-Based Census Session 3: The Key Administrative Registers

START COURSE



## Lesson 3.1: Type of Registers

- Base Registers
- Supplementary Registers




## Lesson 3.2: Population Registers



## Lesson 3.3: Other base registers

- Building and dwelling registers
- Address registers
- Business registers



## Lesson 3.4: Supplementary registers and PINs




# Register-Based Census Session 4: Transforming data taken from Administrative Registers in Statistical Registers

START COURSE



## Lesson 4.1: Statistical Registers



## Lesson 4.2: Addressing items not available from registers



## Lesson 4.3: Linking unit level records from different data sources



## Lesson 4.4: Other processes involved in constructing and maintaining a Statistical Register

- Removing duplicate data
- Resolving conflicting information
- Updating
- Editing and imputation





# Lesson 4.5: Quality Improvement



# Register-Based Census Session 5: Producing a Good- Quality Census from Data Registers

START COURSE



# Lesson 5.1: The five key dimensions of data quality

## Dimension 1: Relevance



## Dimension 3: Timeliness and Punctuality



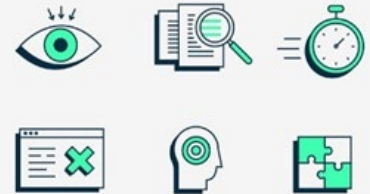
## Dimension 2: Accuracy and Reliability



## Dimension 4: Coherence and Comparability



## Dimension 5: Accessibility and Interpretability





# Register-Based Census Session 6: Country Examples and Institutional Resources

[START COURSE](#)



## Bahrain



## Estonia



## Norway



## New Zealand



## South Korea



# Links to other useful information

- [UNECE Guidelines on the use of registers and administrative data for population and housing censuses](#)
- [UNSD Handbook on Register-Based Population and Housing Censuses](#)
- [UNECE Guidelines for Assessing the Quality of Administrative Sources for Use in Censuses](#)
- Glossary of terms and definitions





# Register-Based Census

## Session 7: Course Assessment

20 minutes

START

[CLICK TO BEGIN](#)







# Questions and Discussion