



Pacific Progress against the SDGs with a focus on Goals 4, 5, 14, 15 and 17

Session 5: Capacity building workshop – Implementation of the 2030 Agenda for Sustainable Development in the Pacific

Pacific Forum on Sustainable Development

Chris Ryan

Statistician

Subregional Office for the Pacific

Friday, 26 November 2021



Pacific Progress against the SDGs with a focus on Goals 4, 5, 14 and 15

Session 5: Capacity building workshop – Implementation of the 2030 Agenda for Sustainable Development in the Pacific

Mr Chris Ryan

Statistician, ESCAP Pacific Office

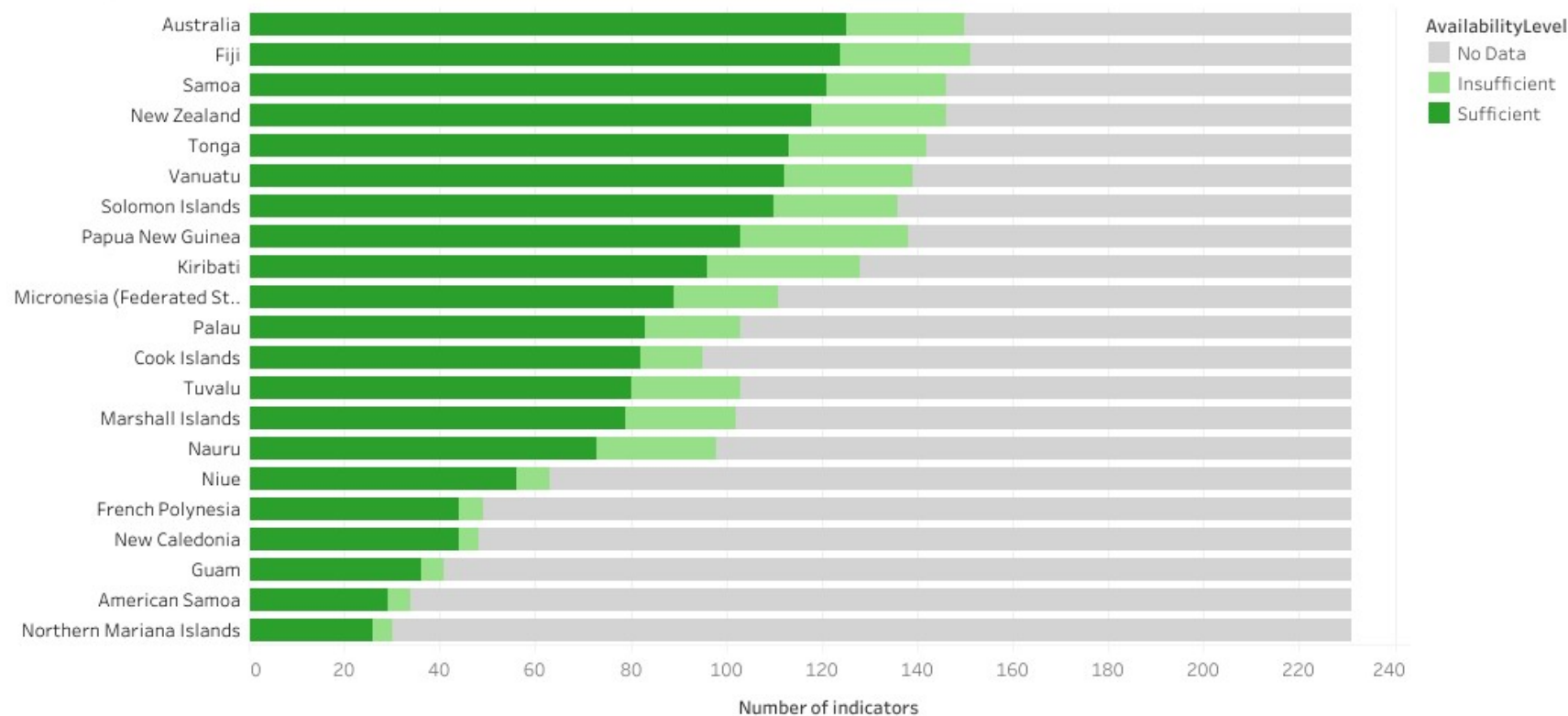
Latest progress towards the SDGs – Pacific sub-region

Legend key



Availability of Global SDG Indicators – Pacific sub-region

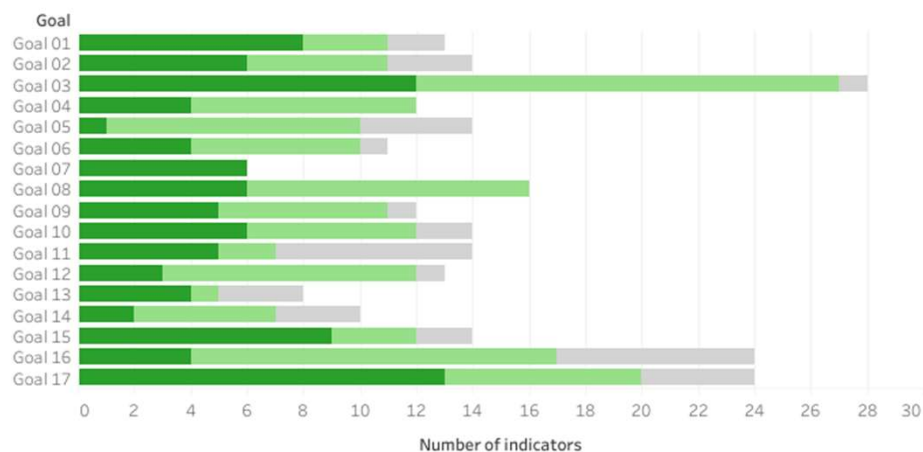
Country_List



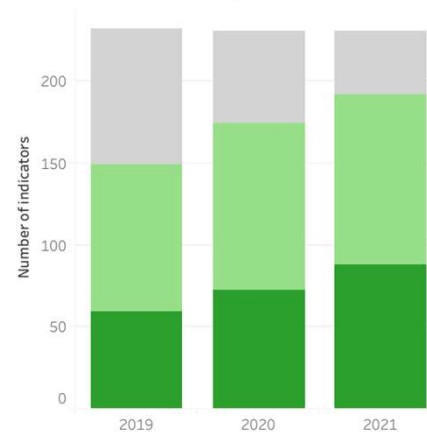
Availability of Global SDG Indicators – Pacific sub-region

Pacific availability by Goal in 2021

(hover bars to see the list of indicators)

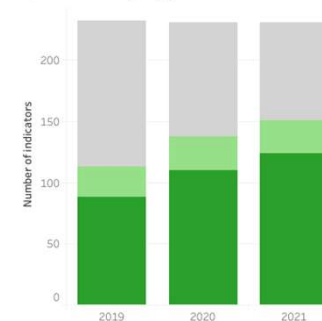


Pacific availability by year

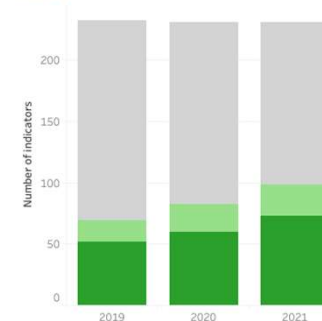


Country level examples

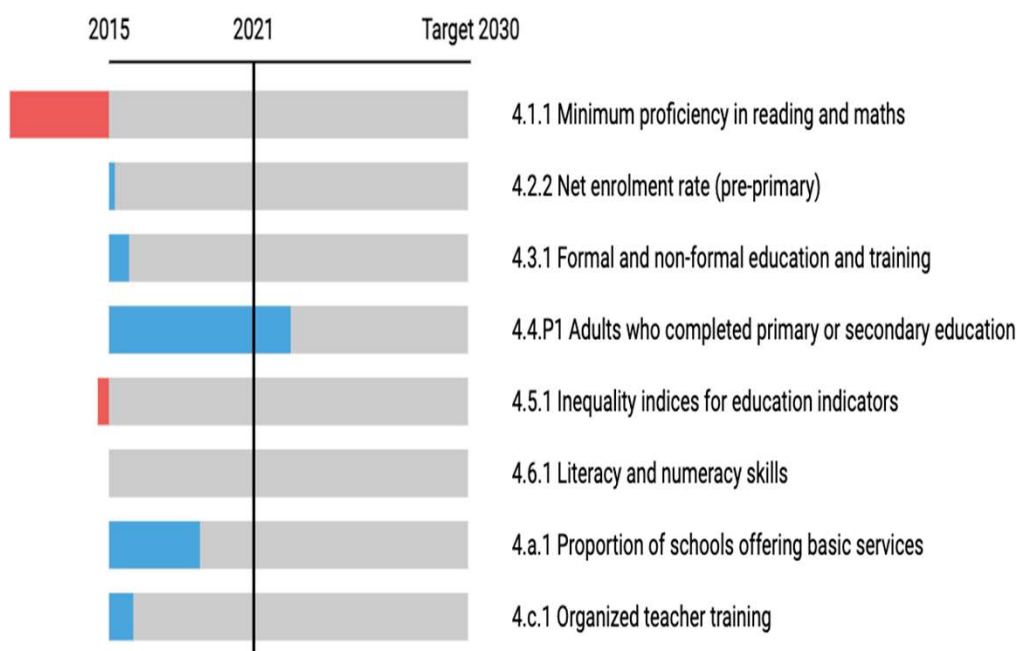
Fiji availability by year



Nauru availability by year



Goal 4: Education in the Pacific (moderate progress)



Snapshot of story

Data Availability - Weak

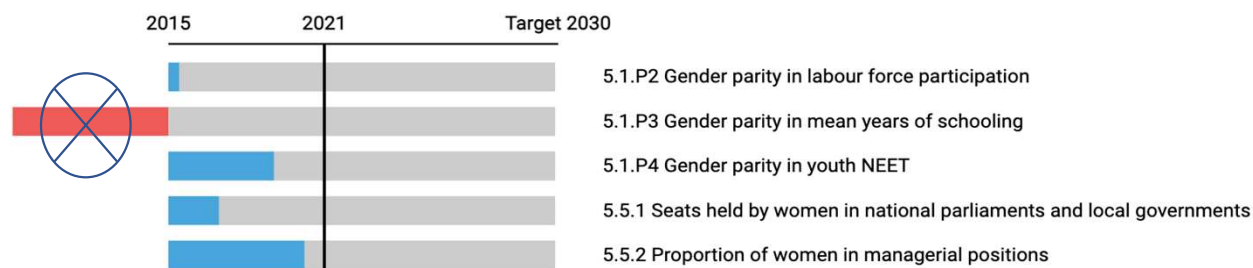
Key Messages on Progress

4.4.1 – Completion Rates: Primary is High but Secondary is Low, but on the rise

4.5.1 – Inequalities: For indicators with sufficient pacific data – parity levels good, even if not improving

4.6.1 – Literacy: High levels in most PICs, but a couple of countries bring this progress down (PNG and SI)

Goal 5: Gender in the Pacific (minimal progress)



Snapshot of story

Data Availability - Weak

Key Messages on Progress

5.1.P2 – Gender Parity in LF: Signs of improvement across a number of PICs, but needs accelerating

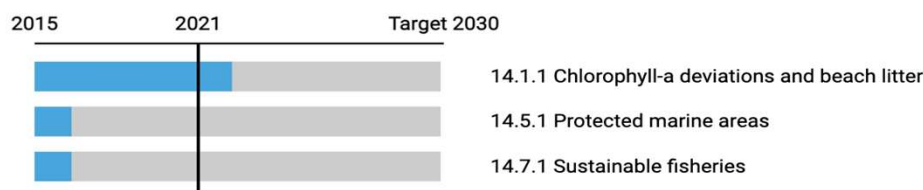
Key Messages on Progress (cont)

5.2.1 – VAW: Can't monitor progress as mostly 1 data point – levels high for many PICs

5.5.1 – Seats in Nat Govt: Progress being made BUT 9 of 14 less than 10% and 3 are 0%

5.5.2 – Seats as Managers: Much better with figures around 25-45% (clear signs of progress)

Goal 14: Oceans in the Pacific (minimal - good progress)



Snapshot of story

Data Availability - Weak

Key Messages on Progress

14.1.1 – Pacific doing very well w.r.t beach litter and coastal eutrophication

Key Messages on Progress (cont)

14.5.1 – Marine Protected Areas: Some PICs made significant progress (New Cal, Palau, Cooks, Fiji), others little change

14.7.1 – Fisheries as % of GDP: Marginal improvements overall, but needs accelerating

Goal 15: Life on Land in the Pacific (moderate progress)

Snapshot of story


Data Availability - Good

Key Messages on Progress

15.1.1 – Forest Area: Little change in Pacific , but high rates for some PICs (Am Sam, FSM, Palau, Sol Is)

15.1.2 – Terrestrial biodiversity %: Minimal change in last 5 years (much more noticeable in MDG era)

15.5.1 – Red List Index: Although not significant, the RDI has declined for all PICs since 2015



Remaining Goals – What's regressing



- 1.5.1 Persons impacted by disasters
- 2.2.2 Children under 5 overweight
- 3.3.2 Tuberculosis incidence rate (Malaria in PNG/Sol Is)
- 7.2.1 Renewable energy share
- 9.2.1 GDP by activity: Manufacturing as % of GDP
- 13.2.2 Green House Gas Emissions
- 16.3.2 Unsented detainees

Source: [SPC](#) (link)

Remaining Goals – What's already achieved (or very close)



1.5.3 National Disaster Strategies

3.1.1 Maternal Mortality

3.2.1 Infant & Under 5 Mortality

3.2.2 Neonatal Mortality

7.1.1 Access to electricity

9.c.1 Population covered by mobile network

17.1.2 Domestic budget funded by domestic taxes

Source: [SPC](#) (link)



THANK YOU

Follow us



www.unescap.org



unescap



unitednationescap



united-nations-escap



unescap



unescap

